



CCI 2007 CB 163 PO 022

ESPON 2013
(The European Observation Network on
Territorial Development and Cohesion)

Annual Report 2009

STRUCTURAL FUNDS 2007-2013
TERRITORIAL COOPERATION OBJECTIVE

Annual implementation report
(In accordance to article 67 of Council Regulation (EC) No 1083/2006)
Approved by the ESPON Monitoring Committee on 07 June 2010

Table of content

| | |
|---|-----------|
| 1. IDENTIFICATION | 4 |
| 2. OVERVIEW OF THE IMPLEMENTATION OF THE OPERATIONAL PROGRAMME | 5 |
| 2.1. ACHIEVEMENT AND ANALYSIS OF THE PROGRESS | 5 |
| 2.1.1 <i>Information on the physical progress of the Operational Programme</i> | 6 |
| 2.1.2 <i>Financial information</i> | 8 |
| 2.1.3 <i>Information about the breakdown of use of the Funds</i> | 10 |
| 2.1.4 <i>Assistance by target groups</i> | 13 |
| 2.1.5 <i>Assistance repaid or re-used</i> | 13 |
| 2.1.6 <i>Qualitative analysis</i> | 13 |
| 2.2. INFORMATION ABOUT COMPLIANCE WITH COMMUNITY LAW | 14 |
| 2.3 SIGNIFICANT PROBLEMS ENCOUNTERED AND MEASURES TAKEN TO OVERCOME THEM | 14 |
| 2.4 CHANGES IN THE CONTEXT OF THE OPERATIONAL PROGRAMME IMPLEMENTATION | 15 |
| 2.5. SUBSTANTIAL MODIFICATION UNDER ARTICLE 57 OF REGULATION (EC) No 1083/2006 | 15 |
| 2.6 COMPLEMENTARITY WITH OTHER INSTRUMENTS | 15 |
| 2.7 MONITORING ARRANGEMENTS | 15 |
| 2.7.1 <i>Monitoring of programme implementation</i> | 15 |
| 2.7.2 <i>Monitoring of project implementation from a content point of view</i> | 16 |
| 2.7.3 <i>Monitoring of projects financial implementation, including the TA</i> | 18 |
| 3. IMPLEMENTATION BY PRIORITY | 18 |
| 3.1 PRIORITY 1 | 18 |
| 3.1.1 <i>Achievement of targets and analysis of the progress</i> | 18 |
| Information on the physical and financial progress of the priority | 18 |
| Qualitative analysis | 25 |
| 3.1.2 <i>Significant problems encountered and measures taken to overcome them</i> | 26 |
| 3.2 PRIORITY 2 | 26 |
| 3.2.1 <i>Achievement of targets and analysis of the progress</i> | 26 |
| Information on the physical and financial progress of the priority | 26 |
| Qualitative analysis | 33 |
| 3.2.2 <i>Significant problems encountered and measures taken to overcome them</i> | 33 |
| 3.3 PRIORITY 3 | 34 |
| 3.3.1 <i>Achievement of targets and analysis of the progress</i> | 34 |
| Information on the physical and financial progress of the priority | 34 |
| Qualitative analysis | 40 |
| 3.3.2 <i>Significant problems encountered and measures taken to overcome them</i> | 40 |
| 3.4 PRIORITY 4 | 40 |
| 3.4.1 <i>Achievement of targets and analysis of the progress</i> | 40 |
| Information on the physical and financial progress of the priority | 42 |
| Qualitative analysis | 45 |
| 3.4.2 <i>Significant problems encountered and measures taken to overcome them</i> | 45 |
| 4. TECHNICAL ASSISTANCE | 45 |
| 4.1 FINANCIAL IMPLEMENTATION OF CERTIFIED TA | 49 |
| 4.2 FINANCIAL IMPLEMENTATION OF NOT YET CERTIFIED TA | 50 |
| 5. INFORMATION AND PUBLICITY | 52 |
| 5.1 PUBLICITY AND COMMUNICATIONS ACTIVITY UNDERTAKEN TO DECEMBER 2009 | 52 |
| 5.1.1 <i>Information tools</i> | 52 |
| Programme Manual | 52 |
| Applicants' package | 52 |
| Programme Management Support System (PMSS) | 53 |
| The ESPON Coordination Unit (CU) | 53 |
| Programme Bodies, Beneficiaries, Stakeholders, ECP | 53 |
| Internal information flow | 53 |

| | |
|--|----|
| 5.1.2 <i>Communications tools</i> | 54 |
| Publications | 54 |
| Newsletters | 54 |
| Website..... | 57 |
| ESPON Intranet..... | 57 |
| Media..... | 58 |
| 5.1.3 <i>Targeted activities and actions/Events</i> | 60 |
| Seminar for 1 st Level Financial Controller | 60 |
| Financial Managers Seminar | 60 |
| 2009 Annual Event - ESPON Info Day on New Calls and Partner Café | 60 |
| Participation in external events..... | 61 |
| Flying the EU flag..... | 63 |
| List of beneficiaries..... | 63 |
| Promotional material..... | 63 |
| 5.2. EVALUATION | 64 |
| Financial Managers Seminar | 64 |

Abbreviations

| | |
|-------|-------------------------------------|
| AA: | Audit Authority |
| CA: | Certifying Authority |
| CU: | Coordination Unit |
| EC: | European Commission |
| ECP: | ESPON Contact Point |
| EoI: | Expression of Interest |
| ERDF: | European Regional Development Fund |
| EU: | European Union |
| GoA: | Group of Auditors |
| KSS: | Knowledge Support System |
| LP: | Lead Partner |
| MA: | Managing Authority |
| MC: | Monitoring Committee |
| PMSS: | Programme Monitoring Support System |
| SB: | Sounding Board |
| TA: | Technical Assistance |
| TNA: | Transnational Networking Activity |
| TPG: | Transnational Project Group |

1. Identification

| | |
|------------------------------------|---|
| OPERATIONAL PROGRAMME | Objective concerned: European Territorial Cooperation |
| | Eligible area concerned: EU 27 |
| | Programming period: 2007-2013 |
| | Programme number (CCI No): CCI 2007 CB 163 PO 022 |
| | Programme title: ESPON 2013 (European observation network on territorial development and cohesion) |
| ANNUAL IMPLEMENTATION REPORT | Reporting year: 2009 |
| | Date of approval of the annual report by the monitoring committee: 07 June 2010 |

2. Overview of the implementation of the Operational Programme

2.1. Achievement and analysis of the progress

The ESPON Programme represents today a landmark in applied research and analyses of territorial development dynamics in Europe. Universities, research organisations and consultancies have been broadly participating in studies carried out under this programme and contributed to provide a link between research and policy making. The implementation of the ESPON 2013 Programme is progressing as more and more projects and reports become available, which supports better understanding on territorial structures, trends, perspectives and policy impacts, seen from an European perspective.

The Work Programme for the implementation of the ESPON 2013 Programme in 2009 took a new step towards the implementation. The planning of activities under the 5 Programme Priorities has been started in 2008. The Monitoring Committee (MC) and the Concertation Committee have been involved in the selection of themes and elaboration of specifications for the next round of applied research projects and in efforts to finalise the formal setting up of the programme.

The proper set up of formalities necessary for all 31 countries involved, as required by Structural Funds Regulations and the ESPON Agreement, has been a major task for the ESPON Managing Authority (MA) and Coordination Unit (CU) in 2009. By the end of 2008 formalities still needed substantial attention in time for the system audit starting in February 2009. Setting up all the formalities needed to be in place in advance of this audit was a major milestone as the lack of compliance and/or major findings would have imply delay of EC payments and as well additional resources for procedural and administrative work.

In 2009 this issue was taken into account and a different rhythm for project calls than planned in 2008 was decided. In concrete terms, the calls for project proposals and expression of interest (EoI) have been launched in September 2009, six months later than previewed during 2008. In addition, in 2009 only one round of open calls has been implemented. This strategic decision was made to ensure the quality of the programme implementation in the short term and the quality of outputs in the long term.

The shift of timing however has not affected the level of ambition in the implementation of the ESPON 2013 Programme during 2009. The ongoing projects have started delivering the first results and new projects have been started in early 2009 (following the calls launched in 2008). In addition has the Territorial Observation no. 2 been published and first steps have been taken in establishing the necessary support to capitalisation actions as the capitalisation strategy, an updated corporate identity and a new version of the ESPON website.

The implementation of the programme during 2009 related as closely as possible to the policy development process related to territorial cohesion and the future of European Union (EU) Cohesion Policy which has gained a significant momentum during the second half of 2008. In this context, as the policy understanding and orientations become clearer and clearer, a major challenge ahead was to provide operational support to the policy process with territorial facts and evidence. The ESPON 2013 Programme in 2009 has delivered solid and profound knowledge on European territorial structures, trends, perspectives and policy impacts.

However, as the policy development seems increasingly to consolidate territorial cohesion, the programme had to respond to an increased demand for and supply of

studies and analysis of territorial dynamics. This development had to be considered and followed closely in order for the MC to take decisions that ensure that the ESPON 2013 Programme fulfils its European role and deliver solid results of indisputable scientific quality.

Five major strands have characterised the implementation of the ESPON 2013 Programme in 2009:

(1) The consolidation of the formal setting up of the ESPON 2013 Programme including all elements, in particular the legal requirements and Agreements with remaining Member States as well as confirmation of ECP (ESPON Contact Point) appointments from missing countries.

(2) The establishment of the necessary support for the Capitalisation and Communication activities of ESPON 2013 project results and for a well-functioning scientific platform and inter-phase with users and programme authorities.

(3) The launch of more calls for proposals and EoI for projects under Priority 1, 2, 3 and 4. These calls were opened in one round of calls starting in September 2009 and included 11 Applied Research projects, an invitation to stakeholders for submitting ideas for Targeted Analysis, 2 calls for proposal for Targeted Analyses, project(s) accelerating work on territorial indicators and monitoring as well as in the range of up to 7 projects promoting Transnational Network Activities, carried through by groups of ECPs.

(4) Implementation of the work plans for Capitalisation Activities and the Communication towards potential beneficiaries. In particular, a Capitalisation Strategy will provide guidance and propose actions of future capitalisation.

(5) The cooperation with Lead Partners (LP) in terms of scientific progress towards useful results as well as related to an impeccable financial management of the projects was given priority as an investment in achieving the best possible results and avoiding future inconvenience related to audit findings and automatic de-commitment.

2.1.1 Information on the physical progress of the Operational Programme

The 4th ESPON call opened on 16 September 2009, included calls for proposal for 11 themes of Applied Research, 2 calls for proposal for Targeted Analyses and also a call for one of the three major projects under Priority 3. At the same time a new call for EoI for up to 10 new project ideas under Priority 2 was opened. In addition and for the first time in the ESPON 2013 Programme a call for proposal was also opened for Transnational Networking Activities under Priority 4.

The 5 calls covering up to 31 projects represented a major European effort increasing the knowledge and facts about European territory, types of regions and ongoing dynamic and potentials. One important step for the ESPON Programme was that the call was also opened for the participation of private partners. Private bodies and companies are from now on able to join the project teams as partners in ESPON projects.

The calls for Proposals and Expressions of Interest were presented during the ESPON Info Day which took place in Brussels on 16 September 2009. About 240 participants attended the event, among them policy makers, scientist, experts, representatives of universities around Europe and national, regional and local authorities.

In total 69 applications have been received. Behind these applications were 385 partners and stakeholders. This transnational cooperation is one of the hallmarks of the ESPON

2013 Programme and the results of the open calls are a concrete example of the growing acknowledgement of a European perspective upon territorial development and cohesion.

The amount of submitted applications for this call indicates a positive trend compared to former calls. This positive development is probably due to an upgrade of communication activities as for example the implementation of direct mailing campaigns to the EC Representations of Member States. In addition, with the dissemination of the Call 2009, a partnership has started with the Europe Direct Information relays which provide EU information locally and regionally.

Additional information is provided in the specific sections related to each of the programme priorities, in particular priorities 1 to 4.

In relation to the capitalisation of programme results, in summer 2009 the open ESPON Seminar took place in Prague. It was organised in cooperation with the Czech Presidency of the EU. Around 250 participants attended the seminar, among them policy makers and scientists from Europe and neighbouring countries. The seminar made a contribution to a better understanding of the variety of impacts from the global economic recession hitting the regions and cities of Europe. The speakers and the discussion at the ESPON Seminar took a first step to shape the understanding of the possible effects.

From a more programme management point of view, during 2009 the complete and revised Description of the Management and Control System for ESPON 2013 Programme was accepted by the Audit Authority (AA) and approved by the European Commission (EC) without reserves. The AA has on this basis elaborated a revised positive Compliance Assessment and Opinion pursuant to Article 71 (2) of Regulation (EC) No 1083/2006. The MA has submitted all the documents to the EC on 15 July 2009 and the submitted documents were deemed admissible on 17 August 2009.

In accordance with the audit strategy approved on September 2008, two system audits at a central level were implemented for the ESPON 2013 Programme during 2009. The aim of these system audits was to assess the efficiency of the management and control system. The first system audit performed in February-March 2009 covered “horizontal” aspects (such as eligibility and evaluation checks, conflicts of interest, applicable national rules) and the second system audit performed in October 2009 covered the physical and financial follow-up of the projects and the certification of expenses to the Commission.

Besides the successful implementation of calls and events it needs to be highlighted that additional efforts need to be undertaken with regard to the spending of the allocated budget. This is valid for all priorities. The ESPON CU is receiving since September 2009 the first progress reports of contracted projects under Priority 1. Several reports had to be rejected due to fact that the quality level of both reports and certification according to Article 16 was deemed not sufficient. A second round of progress reports for projects under Priority 2 was due by the end of October 2009. For 2010 it can be expected that the execution rate for the budget for priority 1-5 is rising quickly due to the payment of progress reports as well as several new publications.

However, 2009 was in many ways an important year for the ESPON 2013 Programme especially with regard to the launch of the substantial number of new projects and the opening for the participation of private partners but also in respect to the first results that were delivered by the ongoing projects under Priority 1, 2 and 3.

No quantifiable indicators have been mentioned at programme level in the Operational Programme. Quantifiable indicators have only been defined at priority levels which are presented in details under Chapter 3.

2.1.2 Financial information

Altogether 18 Project Progress Reports requesting reimbursements were submitted by the LPs in the course of 2009, including 5 Progress Reports submitted for the Technical Assistance (TA). Following the assessment and the quality control on first level control undertaken by the ESPON CU only one progress report of the thirteen submitted by LPs could be accepted and processed towards the Certifying Authority (CA) for recommending for payment. The rest of the reports submitted by the LPs were due to insufficient quality, errors in completing the forms or non compliance with reporting requirements were considered as not receivable by the ESPON CU and have been sent back for correction and completion. In addition, in many cases the quality of the certification according to Article 16 was considered non sufficient. Nonetheless, the amounts reported by the beneficiaries as well as accepted by the ESPON CA are detailed in the table below.

It has to be said as well that by the end of 2009 €1.513.630,29 were committed representing 47% of the total programme resources for the period 2007-2013.

Priority axes by source of funding (EUR) in 2009

| | Expenditure paid out by the beneficiaries included in payment claims sent to the managing authority | Corresponding public contribution | Private Expenditure* | Expenditure paid by the body responsible for making payments to the beneficiaries | Total payments received from the Commission |
|--|---|-----------------------------------|----------------------|---|---|
| Priority Axis 1 – Applied Research | | | | | |
| ERDF type expenditure | 242 525,99 € | 242 525,99 € | 0,00 € | 111 245,62 € | 100 121,93 € |
| Priority Axis 2 – Targeted Analysis | | | | | |
| ERDF type expenditure | 123 689,95 € | 123 689,95 € | 0,00 € | 0,00 € | 0,00 € |
| Priority Axis 3 – Scientific Platform | | | | | |
| ERDF type expenditure | 115 810,80 € | 115 810,80 € | 0,00 € | 0,00 € | 0,00 € |
| Priority Axis 4 – Capitalization | | | | | |
| ERDF type expenditure | 0,00 € | 0,00 € | 0,00 € | 0,00 € | 0,00 € |
| Priority Axis 5 – TA, Analytical Support, Communication | | | | | |
| ERDF type expenditure | 681 825,14 € | 681 825,14 € | 0,00 € | 681 825,14 € | 163 667,58 € |
| Grand Total | 1 163 851,88 € | 1 163 851,88 € | 0,00 € | 793 070,76 € | 263 789,51 € |
| Total in transitional regions in the grand total | 0,00 € | 0,00 € | 0,00 € | 0,00 € | 0,00 € |
| Total in non-transitional regions in the grand total | 0,00 € | 0,00 € | 0,00 € | 0,00 € | 0,00 € |
| ESF type expenditure in the grand total where the Operational Programme is co-financed by the ERDF | 0,00 € | 0,00 € | 0,00 € | 0,00 € | 0,00 € |
| ERDF type expenditure in the grand total where the Operational Programme is co-financed by the ESF | 0,00 € | 0,00 € | 0,00 € | 0,00 € | 0,00 € |

* Only applicable for operational programmes expressed in total cost.

2.1.3 Information about the breakdown of use of the Funds

The table below presents financial information about the certified ERDF expenditure by the end of 2009.

| Combination of codes of dimensions 1 to 5 only ERDF for the whole programming period | | | | | |
|---|--|------------------------------------|--|-----------------------------------|---------------------|
| Code * Dimension 1 Priority theme | Code * Dimension 2 Form of finance | Code * Dimension 3 Territory | Code * Dimension 4 Economic activity | Code * Dimension 5 Location | Amount ** |
| Code 81 Mechanisms for improving good policy and programme design, monitoring and evaluation | | | | | 100.121,93 € |
| Code 85 Preparation, implementation, monitoring and inspection | | | | | 148.200,99 € |
| Code 86 Evaluation and studies; information and communication | | | | | 15.466,59 € |
| Sub-Total | | | | | 263.789,51 € |
| | Code 01 Non-repayable aid | | | | 263.789,51 € |
| Sub-Total | | | | | 263.789,51 € |
| | | Code 00 Not applicable | | | 263.789,51 € |
| Sub-Total | | | | | 263.789,51 € |
| | | | Code 00 Not applicable | | 263.789,51 € |
| Sub-Total | | | | | 263.789,51 € |

| | | |
|-----------|----|---------------------|
| | EU | 263.789,51 € |
| Sub-Total | | 263.789,51 € |
| Total | | 263.789,51 € |

* the categories should be coded for each dimension using the standard classification

** allocated amount of the Community contribution for each combination of categories

The table below presents the financial information about allocated ERDF expenditure for operations selected until the end of 2009. The figures display the ERDF share of the total budget of contracted project not considering the payment forecast of these projects for a specific year.

| Combination of codes of dimensions 1 to 5 only ERDF for the whole programming period | | | | | |
|---|--|------------------------------------|--|-----------------------------------|----------------------|
| Code * Dimension 1 Priority theme | Code * Dimension 2 Form of finance | Code * Dimension 3 Territory | Code * Dimension 4 Economic activity | Code * Dimension 5 Location | Amount ** |
| Code 81 Mechanisms for improving good policy and programme design, monitoring and evaluation | | | | | 7.073.505,34 € |
| Code 85 Preparation, implementation, monitoring and inspection | | | | | 221.880,00 € |
| Code 86 Evaluation and studies; information and communication | | | | | 16.320,00 € |
| Sub-Total | | | | | 7.311.705,34€ |
| | Code 01 Non-repayable aid | | | | 7.311.705,34€ |
| Sub-Total | | | | | 7.311.705,34€ |

| | | | |
|--------------|---------------------------|---------------------------|----------------------|
| | Code 00 Not applicable | | 7.311.705,34€ |
| Sub-Total | | | 7.311.705,34€ |
| | | Code 00 Not applicable | 7.311.705,34€ |
| Sub-Total | | | 7.311.705,34€ |
| | | | EU |
| Sub-Total | | | 7.311.705,34€ |
| Total | | | 7.311.705,34€ |

* the categories should be coded for each dimension using the standard classification

** allocated amount of the Community contribution for each combination of categories

2.1.4 Assistance by target groups

Not applicable.

2.1.5 Assistance repaid or re-used

There was no need for any financial corrections at this stage of the Programme implementation.

2.1.6 Qualitative analysis

From a programme management point of view, during 2009 the efforts were concentrated on the finalisation of the administrative and procedural requirements foreseen by the regulation while at the same time ensuring a sufficient speed in the implementation of the different programme priorities.

The putting in place of the formalities for a programme involving 27 Member States and 4 Partner States has been particularly difficult and slow. A close cooperation with the other networking programmes (Interact, Urbact, Interreg IV C) has supported the very demanding task of setting up the formalities in relation to the requirements of Structural Funds Regulations. This cooperation will continue in 2010 and be further consolidated throughout the programme implementation.

In general, the calls launched in 2009 can be considered successful. For the vast majority of projects that were included in the calls a sufficient number of proposals have been received, indicating a vivid interest from the scientific community. There were two projects for which no proposals had been received following this call. Nevertheless, communication of the CU with a number of scientific institutes throughout Europe allows to conclude that there was in fact interest in these two projects but that limited resources of the institutes at that particular moment in time, partially also due to participation in other research proposals, did not allow anymore to focus on yet another project. Given the comparatively high number of projects that were included in that call, the competition of the ESPON Programme with other institutions addressing similar research institutes with calls and the limited capacity of such institutes to participate in such competitions, it is to be expected that for a small number of projects no or only a few proposals are received. The quality of the scientific proposals received was generally good. The call for expressions of interest for Targeted Analyses received as well sufficient interest from the group of targeted stakeholders. The Expressions of Interest received built sufficiently on existing results from the current and previous ESPON programme indicating that the aims and objectives of this new programme priority have been correctly understood and positively received.

In general the number of activities carried out in the Scientific Platform was less than initially planned. The main reason for this was the change in priorities by the ESPON MC, which has expressed interest in opening an additional call for proposals for Projects Priority 1 and 2. Nevertheless, the results obtained with the different projects carried out were considered of good quality ensuring continuity and comparison with the work done within ESPON 2006 on the different topics and providing a solid basis for the continuation of the ESPON analysis and activities.

Overall the results obtained in the activities implemented for the capitalisation of ESPON results in Priority 4 were considered of good quality. The first call for TNAs opened on 16 September 2009. Altogether 5 proposals have been submitted.

2.2. Information about compliance with Community law

There were no problems encountered relating to the compliance with Community law in the implementation of the Operational Programme.

2.3 Significant problems encountered and measures taken to overcome them

Significant problems and delays have been registered with the financial reports from the side of the beneficiaries. ESPON projects have to submit progress report according to a tailor made calendar defined in the subsidy contract, which takes into account the starting dates of the projects and the time needed for the certification of the expenditures by the 1st level financial controller. As already mentioned, the programme has faced delays with the submission of the progress reports from LPs in the course of 2009. In addition, several reports could not be deemed receivable due to incompleteness or insufficient quality. Twelve progress reports out of thirteen submitted in 2009 were declared not receivable. Only one report under Priority Axis 1 could be processed for payment.

The delays are partly related to problems inside the project partnership and partly related to the certification procedure. In order not to incur in any de-commitment, the MA and the ESPON CU have taken a proactive approach and have been active providing information, additional guidance not only to LPs but also directly to Project Partners and to the national and designated 1st level Financial Controller. The ESPON CU has therefore been forced to invest more resources in order to ensure that impeccable financial reports are forwarded on time to the CA for processing. Member and Partner States have been requested to improve and speed up the certification process in their respective countries. The ESPON CU decided offering a pre-check of the reporting documents before they are submitted by the LP to the First Level Controller. Ad hoc financial managers seminars involving all beneficiaries and as well ad hoc meetings with first level financial controllers have been organised. During 2010 these measures will be further strengthen and beneficiaries and controllers of specific countries will be targeted.

No significant problems with regard to Priority 1 and 2 have been encountered. However, one of the targeted analyses, i.e. EUROISLANDS has been facing difficulties in meeting the stakeholders' and the Programme's expectations from the start of the project. More information with regard to this specific case is presented under Chapter 3.2.2.

With regard to Priority 3 and 4 the process of running public procurements for MA led projects revealed to be extremely time consuming due to all the administrative documentation and organisation of evaluation sessions and procedures. This situation delayed the starting of some actions, in particular updates of some maps/indicators, and obliged to reschedule some of the MA led projects.

In addition it was encountered that the nomination of ECP institutions by the MC was a rather time consuming process. The ESPON CU had to send out to some MC members reminders on that respect. Also the check of the documents received was more time intensive than expected, partly due to the fact that some of them were submitted in national languages. However, by the end of 2009 the ESPON Programme succeeded in having appointed the ECPs of all Member States except of one.

2.4 Changes in the context of the operational programme implementation

There were no changes stemming directly from the assistance of the Operational Programme that would have a direct impact on the programme's implementation.

2.5. Substantial modification under Article 57 of Regulation (EC) No 1083/2006

There were no cases where substantial modifications under Article 57 of Regulation (EC) No 1083/2006 were needed.

2.6 Complementarity with other instruments

The ESPON 2013 Programme has no arrangements with other instruments.

2.7 Monitoring arrangements

During 2009, the monitoring and evaluation measures taken by the Programme has focused on the implementation of several elements.

2.7.1 Monitoring of programme implementation

According to Article 58. (c) of Regulation (EC) 1083/2006, the Programme shall ensure a reliable accounting, monitoring and financial reporting system in computerised form. The monitoring and financial reporting system "Programme Monitoring Support System" (PMSS) collecting data on implementation necessary for financial management, monitoring, verifications, audit and evaluation has continuously been further developed during 2009. The structure of the PMSS has been set up following the requirements set by Article 60 (c) of Regulation (EC) 1083/2006 and Annex III of Regulation (EC) 1828/2006.

The ESPON 2013 has decided to implement the same system used by other INTERREG programme also in the previous programming period. The system became fully operational in June 2009. Information related to the implementation of the assistance will be stored in the system. All programme bodies and as well First Level Financial Controller of centralised systems have, during the course of 2009 received access to the system¹.

In relation to the programme ongoing evaluation, during the MC meeting held on 1 December 2009 in Sweden, the MC took note of the "Ongoing Evaluation – Internal status Nr. 1" prepared by the ESPON CU, including the scoreboard and background table of indicators from the Operational Programme. In accordance with the ESPON Programme Manual, this ongoing internal evaluation measures the level of accomplishment obtained and the trends in achievements in accordance to the expectations set up for the programme. The internal evaluation is foreseen every 6 months and will make it possible to judge whether stimulating interventions are necessary to meet the outputs and results, to ensure a higher/lower financial absorption and/or to stimulate an up-going trend in the capitalisation activities.

On decision of the MC on 1 December 2009, the MA will launch a Call for Tender for the external evaluation as foreseen in the ESPON Programme Manual before summer 2010. The external evaluation addressing the guiding principles for the ongoing

¹ Different access rights have been defined for security reasons.

evaluation will be conducted by external experts in October-November 2010, when the programme activities have reached a certain level of maturity, and when it is still possible to implement quality improvements, if necessary.

2.7.2 Monitoring of project implementation from a content point of view

The monitoring of projects' proper development and progress is mainly being ensured by the provision of written feedbacks to project reports in the form of CU responses. Whenever a project report is received by the CU, the following steps are being taken:

- The CU project expert in charge transmits the report for commenting via email (or provides it via the ESPON Intranet) to:
 - For Priority 1: the 2 Sounding Board (SB) experts following the project; the communication to the SB is accompanied by a Guidance Note for Commenting that is based on the CU's own internal checklist for commenting project reports and that should serve the SB expert to perform his commenting task.
 - For Priority 1 Draft Final Reports: the LP of an ECP Transnational Networking Activity (TNA); the communication to the LP is accompanied by a template that the ECPs are requested to use for implementing their blunder check of the report in question.
 - For Priority 2: the Lead Stakeholder that is responsible for further distribution to and consultation with the Partner Stakeholders for common feedback to the report.
- The CU Director transmits by email the report for commenting to the MC, the MA and the EC.
- The SB / Lead Stakeholder, MC, MA and EC provide comments normally within 10-15 working days (depending on the type of report, i.e. Inception, Interim, Draft Final Report) after transmission of the report.
- In parallel, the report is also being analysed by the relevant CU project expert, making use of an Internal Checklist for assessing project reports. The project expert analyses all quality aspects with respect to the project and pays special attention to the consistency with the ESPON 2013 Programme as a whole. Together with the MA the CU Project Expert has a particular look at the contractual obligations as well as the general quality and the relation to the policy context.
- (For Priority 1) The SB watches in particular over the scientific quality of the research and is obliged by contract to provide up to 5/10 pages (depending on the type of report) of comments addressing those elements of the guidance paper that are considered of importance by the respective SB member.
- (For Priority 1, Draft Final Reports) The ECPs check the report in question for blunders, misinterpretations and mishaps based on national information.
- (For Priority 2) The Group of Stakeholders watches in particular over the relevance of the project for the stakeholders based on the stakeholder demands as pointed out in the Project Specification.
- The MC and EC watch over the general quality and the relation with the policy context of the research carried out.

- On the basis of the Internal Checklist and the comments received from the SB / Lead Stakeholder, MC, MA and EC, the project expert compiles a CU response to the LP. The comments of the SB and ECPs / group of stakeholders are annexed for information to the LP in original.
- In case the assessment of a project report shows that the report does not meet the requirements it should have met for the particular stage of the project's development, the LP will be asked with the CU response to provide an Annex to the report in question that includes further elements complementing the original report; alternatively the LP can be asked in such a case to submit a revised report that should include further elaborations and improvements of those elements that are specifically pointed out in the CU response.
- The CU response is provided to the LP of the project by the coordinator of the cluster for project development and coordination via email. For Inception Reports, the CU response can be sent to the LP once it is ready. For Interim and Draft Final Reports, the CU response can only be provided to the LP once the MC has approved the report in question and accepted the accompanying CU response. This request for approval is normally being dealt with in the framework of a written procedure that is normally running for two weeks.

Another element of monitoring projects' development consists of assessing projects' activity reports that are delivered to the CU as part of projects' project reports every 6 months during the lifetime of a project. Activity reports should reflect the activities undertaken since the latest report. Activity reports are checked by the relevant project expert in charge of the project in question on the basis of a checklist, which is double-checked and approved by the cluster coordinator for project development and coordination.

Furthermore, during the lifetime of a project a number of meetings are foreseen in which the responsible CU project expert takes part. This offers another opportunity for monitoring the project's development and for giving feedback and guidance to ensure that the project is meeting its predefined targets. Concerning applied research projects, the CU project experts normally participates in two meetings with the Transnational Project Group (TPG) / LP in which the SB would also be present and give feedback to the team's work. As for targeted analyses, the number of meetings can vary from 3-4, also involving the stakeholders behind the project. If there is justified reason for concern about a project's development, the CU might ask for a particular meeting with the LP/TPG and/or attend more meetings than originally foreseen to ensure that a maximum of support from the Programme is given to the project so that it can achieve its objective.

Irrelevant of the priority, each project is started in the framework of a kick-off meeting that is attended by the LP, the CU project expert, the cluster coordinator for project development and coordination and one financial expert. The kick-off meeting serves to lay the foundations for the project by giving feedback to the LP resulting from the evaluation of the project proposal and by agreeing upon the first steps of project implementation, the timetable of the project and arranging the contracting procedure.

Finally, the CU project experts are generally always available for advice and information to their LPs if in between delivery dates of project reports support should be requested.

2.7.3 Monitoring of projects financial implementation, including the TA

The period of project implementation is divided in six-month periods. The exact reporting periods are defined in the Subsidy Contract. For each six-month period, a Project Progress Report related both to activities and to finances has to be submitted by the LP to the CU (MA). For this purpose the CU sends out the partly pre-filled Partner/Project Progress Report forms to the LP, who is in charge of distributing the relevant forms amongst its Partners. The completed and certified Project Progress Report has to be returned to the CU both electronically as well as in paper versions within four months after the end of the corresponding reporting period. The paper version has to carry the signature and stamp of the LP and LP's first level controller.

The monitoring procedure set up at the ESPON CU includes the following steps::

- a. The Project Progress Reports and its annexes are imported into the computerised monitoring system (PMSS);
- b. The relevant cluster of the CU checks the Project Progress Report's financial part via Progress Report checklist and assessment section of the PMSS;
- c. The Activity Report of the Project Progress Reports is checked by the relevant cluster on the basis of a checklist of Activity Report via the PMSS.
- d. If necessary the CU requests clarification to the LP or the First Level Controller;
- e. Once all points have been clarified, the Project Progress Report together with its relevant assessment generated by the PMSS is forwarded to the MA;
- f. The MA sends it to the CA for payment;
- g. The CA executes payment to the LP;

3. Implementation by priority

3.1 Priority 1

3.1.1. Achievement of targets and analysis of the progress

Information on the physical and financial progress of the priority

On 19 December 2008 the second call for EoI for the Knowledge Support System (KSS) during the lifetime of the ESPON 2013 Programme was opened. The call aimed at enlarging the existing pool of experts in the field of territorial research and analysis, in particular for themes such as "Land use", "Accessibility", "Innovation" and "Globalisation", three out of eleven themes for which Applied Research Projects were envisaged to be included in a call for proposals later in 2009 (see below). The deadline of the call was 12 February 2009.

The evaluation of EoI for the ESPON KSS took place on 20-22 April 2009 in Esch-sur-Alzette. It included only those EoIs that had fulfilled the eligibility criteria as stipulated in the Programme Manual Chapter 2.2.5; this applied to 51 out of altogether 58 applications received.

The evaluation session involved two evaluators from the ESPON CU that assessed all eligible EoIs. The evaluation was conducted in accordance with the manual for the evaluation of EoIs on the KSS in the ESPON 2013 Programme. Each EoI was assessed independently by the evaluators and scored according to the relevant evaluation criteria

stipulated in the Programme Manual, which had been made available to all potential beneficiaries via the ESPON website. In addition, written comments could be given by evaluators, both for each individual score as well as for the general impression of the application.

Individual tables were compiled for each field of expertise, giving an overview of all applicants that had applied for the field of expertise and their scoring in the field. These tables together with the individual evaluation forms constituted the basis of the subsequent Consensus Meeting, where the evaluated EoIs were compared and discussed by the evaluators who had assessed them. The scores of the individual evaluators were added for each EoI in a Consensus Report. The evaluators also agreed upon the applicants who should not be included in the KSS because they did not receive the minimum scoring for the first two evaluation criteria; this applied to 20 out of the 58 applicants.

In the discussion on the best possible composition of SBs for the next round of 11 applied research projects, the following aspects were taken into account:

- The ideal SB should gather the highest possible level of expertise and professional experience in the field in question.
- Ideally, a SB should be composed of a scientist and a policy developer/practitioner.
- A geographical balance of experts across all SBs should be strived for.
- Candidates that have not been selected yet from the pool should be given preference as far as possible to those that are or have already been working as SB experts.

Against the backdrop of these considerations, the CU recommended a composition of 11 SBs to the MC for approval. The MC approved 8 out of the 11 proposed SBs in a Written Procedure from 27 July – 4 September 2009. The final composition could only be approved at the beginning of 2010 due to conflicts of interests that had occurred with some experts selected.

During 2009, the 5 SBs that had taken up their work in 2008 continued being active and another SB (i.e. the one following the ESPON Climate project) started its work.

On 31 March 2009 the kick-off meeting of the project on “Climate change and territorial effects on regions and local economies (ESPON Climate)” took place in Dortmund, Germany. The meeting was attended by representatives of the LP, all project partners, the CU project expert and a financial expert from the CU. Further information on activities of this project during that year can be found below in the section on the project.

On 16 September 2009 the 4th call in the lifetime of the ESPON 2013 Programme was opened, including a call for proposals for the following 11 applied research projects with the respective budgets indicated:

| Calls for proposals on Applied Research under Priority 1 | Available Budget |
|--|-------------------------|
| Attractiveness of European regions and cities for residents and visitors | 850,000.00 |

| | |
|--|--------------|
| European patterns of land use | 800,000.00 |
| Territorial cooperation in transnational areas and across internal/external borders | 850,000.00 |
| Transport accessibility at regional/local scale and patterns in Europe | 700,000.00 |
| Secondary growth poles in territorial development | 750,000.00 |
| European perspective on specific types of territories | 900,000.00 |
| Territorial dimension of innovation and knowledge economy | 800,000.00 |
| Continental territorial structures and flows (globalisation) | 1,000,000.00 |
| European seas in territorial development | 800,000.00 |
| Indicators and perspectives for services of general interest in territorial cohesion and development | 1,000,000.00 |
| Territorial and regional sensitivity of EU directives | 250,000.00 |

The deadline of the call was 11 November 2009. The evaluation of proposals for the above mentioned projects took place in three rounds of evaluation sessions: 25-27 November 2009 in Esch-sur-Alzette, 10-11 December 2009 in Brussels, and 12-13 January 2010 in Esch-sur-Alzette. All proposals that had been received by the CU by the deadline on 11 November 2009 were considered in the evaluation. The eligibility check of these proposals was running in parallel. Altogether 31 proposals were submitted to the Evaluation Committees for assessment. The individual breakdown of proposals received per project looks as follows:

| | |
|--|---|
| Attractiveness of European regions and cities for residents and visitors: | 5 |
| European patterns of land use: | 4 |
| Territorial cooperation in transnational areas and across internal/external borders: | 4 |
| Transport accessibility at regional/local scale and patterns in Europe: | 2 |
| Secondary growth poles in territorial development: | 4 |
| European perspective on specific types of territories: | 2 |
| Territorial dimension of the innovation and knowledge economy: | 6 |
| Continental territorial structures and flows (globalisation) | 2 |

| | |
|---|---|
| European seas in territorial development: | 0 |
| Indicators and perspectives for services of general interest in territorial cohesion and development: | 0 |
| Territorial and regional sensitivity of EU Directives | 2 |

The eligibility checks were performed by the ESPON CU on behalf of the MA. Before starting the eligibility checks a kick-off meeting is organised to explain the requirements, lay the basis for a harmonised check and organise the share of the work in a balanced manner and ensure that each assessor has the necessary time to undertake the eligibility checks.

The eligibility checks are implemented on the PMSS. For the compliance with the eligibility criterion related to the relevance of the content of the proposal with the call the relevant CU project expert is involved.

Scope and unclear cases of eligibility check have been discussed with the MA and their legal advisor. The eligibility checks involved the confirmation of the legal status and solvency conditions of private applicants on the basis of the declarations received from the Member and Partner States. On the basis of the first results of checks implemented by the ESPON CU, and in accordance with the programme manual, correctable omissions were launched for 9 proposals in order to complete the applications.

Following the confirmation of legal status and solvency (in case of private applicant) by the relevant members of the MC and the conclusion of the correctable omission process ending the eligibility check, the ESPON CU together with the MA concluded on the following three categories:

- 22 proposals clearly met the eligibility criteria;
- 6 proposals clearly failed to meet the eligibility criteria;
- In the case of 3 proposals there were arguments for and against accepting the eligibility and no clear conclusion could be reached by the ESPON MA/CU. Considering that the final decision and responsibility had to be taken by the MC, these cases were presented for discussion and decision at the MC Meeting on 16-17 February 2010.

The MC could only take a decision on the eligibility of proposals in its meeting on 16-17 February 2010. Consequently, reporting on that will be included in the Annual Report 2010.

Although the Evaluation Committee assesses the proposals against management related criteria, taking into account the importance of the TPGs' managerial and financial capabilities for the correct project and programme implementation, the CU on behalf of the MA, separately double-checks the management related criteria.

The content evaluation sessions normally involved 4 evaluators per project. Each group of evaluators included one representative from the EC, two members of the ESPON MC or national experts nominated by the latter, and normally one SB expert². The

² For the project on "Attractiveness of European regions and cities for residents and visitors" it was not possible to involve one of the two SB experts as one expert declared a conflict of interest due to her institute's involvement in one of the proposals; the other expert was in China for a longer period.

evaluations were conducted in accordance with the Evaluation Manual that can be found on the ESPON Intranet.

Each evaluator signed a declaration of no conflict of interest indicating any involvement as a partner in any of the proposals received. One case of involvement causing conflict of interest was registered in the evaluation of proposals for the project on “Territorial and regional sensitivity of EU Directives”. The SB expert involved in this evaluation session declared a conflict of interest due to direct financial relations to one of the project partners in one of the proposals. Therefore the expert had to withdraw from participating in the evaluation session.

Each proposal was evaluated in a two step procedure. As the first step, the anonymous Part B of each proposal was assessed independently by the evaluators. Evaluators each gave scores to the evaluation criteria stipulated in the Programme Manual, which was made available to all potential beneficiaries via the ESPON website. In the second step, the non-anonymous Part A of each proposal was assessed independently by the evaluators and scored according to the relevant evaluation criteria. In addition, concise and short written comments should be given by evaluators both, for each individual score and particularly at the end of each evaluation stage under “General remarks”.

At the following Consensus Meeting the evaluated proposals were compared and discussed by the evaluators who had assessed them. The scores of the individual evaluators were added for each proposal in a Consensus Report. The total score of each proposal led to a ranking of the proposals, which was then discussed by the evaluators leading to a final agreement on the ranking of the individual proposals to be recommended to the MC. Remarks during the Consensus Meeting were noted. Consensus was reached among evaluators on the best proposal respectively for all projects that had been subject of the evaluation.

As the third round of evaluation sessions only took place in January 2010, the MC could only take a decision on the selection of proposals in its meeting on 16-17 February 2010. Consequently, reporting on that will be included in the Annual Report 2010.

In 2009 the following five projects were ongoing under this priority.

- **FOCI – Cities and urban agglomerations: Their functionality and development opportunities for European competitiveness and cohesion (Total budget: 998.888 €)**

The project analyses the current state, trends and development perspectives for the largest cities and urban agglomerations within the European territory. It will identify the driving forces of urban development which are the most relevant for understanding urban evolutions and offer scenarios for the development of Europe’s cities leading to alternative policy options.

The project delivered an Interim Report on 30 April 2009. The project organised a Stakeholder Workshop on 17 November 2009. The LP of the project also gave presentations at the ESPON Open Seminar on 3-4 June 2009 and the ESPON Internal Seminar on 2-3 December 2009.

- **EDORA – Development opportunities in different types of rural areas (Total budget: 699.816 €)**

The project will provide evidence on the development opportunities of diverse types of European rural areas and reveal options for improving their competitiveness. It

will identify opportunities for increasing regional strengths through territorial cooperation and analyse the potential impact of climate change on the development opportunities of rural areas.

The project delivered an Interim Report on 30 April 2009. On 30 September 2009 the core team of the TPG met with the two SB experts following the project and the project expert of the ESPON CU to discuss the progress of the project's implementation and to give feedback and guidance towards the draft final report. The LP of the project also gave presentations at the ESPON Open Seminar on 3-4 June 2009 and a Project Partner presented intermediate results at the ESPON Internal Seminar on 2-3 December 2009.

- **DEMIFER – Demographic and migratory flows affecting European regions and cities (Total budget: 781.600 €)**

The project deals with the effects of demographic and migratory flows on European regions and cities and examines the implications for regional competitiveness and European cohesion.

The project delivered an Interim Report on 29 April 2009. On 27 October 2009 the core team of the TPG met with the two SB experts following the project and the project expert of the ESPON CU to discuss the progress of the project's implementation and to give feedback and guidance towards the draft final report. The project also gave a presentation at the ESPON Open Seminar on 3-4 June 2009 in Prague and at the ESPON Internal Seminar on 2-3 December 2009.

- **ReRisk – Effects of rising energy prices on regional competitiveness (Total budget: 699.250 €)**

This project focuses on opportunities to support competitive and clean energy supplies for regions in Europe and to generate and strengthen sustainable energy sources. It delivers future-oriented territorial evidence on the impact of rising energy prices on the competitiveness of European regions as well as on cohesion in Europe in a long-term perspective.

The project delivered an Interim Report on 30 March 2009 and as a follow-up to this an Annex to the Interim Report on 8 June 2009. Subsequently, the project delivered an Updated Interim Report on 30 October 2009. The LP of the project also gave a presentation at the Open ESPON Seminar on 3-4 June 2009 and at the Internal ESPON Seminar on 2-3 December 2009.

- **TIPTAP – Territorial impact assessment of policies (Total budget: 347.000€)**

This project builds on the earlier achievements of the ESPON 2006 Programme. The methodology, indicators and the prototype "TEQUILA" model will be further developed and made operational to receive a tool for the ex-ante assessment of territorial impacts of policies. The tool will be tested on transport and agricultural policy and deliver evidence on the territorial impact of these policies. The results are of direct use for creating better policy coordination.

The project delivered an Interim Report on 31 March 2009, a Draft Final Report on 24 July 2009, a revision of the Draft Final Report on 26 October 2009 and a Final Report on 17 November 2009. In addition, on 14 September 2009 the TPG met with the SB experts following the project and the project expert of the ESPON CU to

give feedback on the draft final report and provide guidance towards the next steps. The LP of the project also gave presentations at the ESPON Open Seminar on 3-4 June 2009 and the ESPON Internal Seminar on 2-3 December 2009.

In addition, the project mentioned below started its work in 2009:

- **ESPON CLIMATE – Climate change and territorial effects on regions and local economies (Total budget: 999.418,60 €)**

This project shall analyse how and to which degree climate change will impact on the competitiveness and cohesion of European regions and Europe as a whole. In addition, it shall investigate in which way policy can contribute to mitigate climate change, and to adapt to and manage those results of climate change that cannot be avoided, while making sure that synergies of mitigation and adaptation policies are being exploited.

The project delivered an Inception Report on 23 June 2009 and an Annex to the Inception Report on 4 September 2009. On 21 September 2009 the TPG met with the two SB experts following the project and the project expert of the ESPON CU to discuss the progress of the project's implementation and to give feedback and guidance towards the interim report. The LP of the project also gave presentations at the ESPON Open Seminar on 3-4 June 2009 and at the ESPON Internal Seminar on 2-3 December 2009.

On 16 September 2009 a call for proposals was opened for 11 projects under Priority 1. The call was closed on 20 November 2009 and the selection procedure started and continued until February 2010. Therefore the respective projects could only be started in 2010 and no actions have been realised in 2009.

| Output Indicators | Initial Baseline | Final Target | Achievements | | |
|--|------------------|--------------|--------------|------|------|
| | | | 2007 | 2008 | 2009 |
| Number of actions realised & number of small / medium / large actions | 0 | 30 7/7/16 | 0 | 5 | 6 |
| Number of cross-thematic / thematic analyses and trends / prospective studies realised | 0 | 8/7/3 | 0 | 4 | 5 |
| Number of territorial impact studies realised | 0 | 5 | 0 | 1 | 1 |
| Number of experts involved in task forces / sounding boards | 0 | 40 | 0 | 10 | 12 |
| Results Indicators | Initial Baseline | Final Target | Achievements | | |
| | | | 2007 | 2008 | 2009 |
| Number of themes and policies that have been deepened and widened compared to ESPON 2006 results | 0 | 20 | 0 | 5 | 6 |
| Number of partners, institutes involved in applied research actions | 0 | 100 | 0 | 32 | 44 |

| Number of scientists involved in applied research actions | 0 | 750 | 0 | NA | NA |
|---|------------------|--------------|--------------|------|------|
| Impact Indicators | Initial Baseline | Final Target | Achievements | | |
| | | | 2007 | 2008 | 2009 |
| Degree of usefulness of ESPON applied research results for European, national-level / regional-level policy processes | NP | NP | NP | NP | NP |
| Degree of usefulness of ESPON applied research results for transnational and cross-border co-operation | NP | NP | NP | NP | NP |

NI: Not implemented: The indicator is implemented, but not for the specific year.

NP: Not applicable: The indicator does not apply. It will never be implemented.

NA: Not available: The indicator is implemented but you don't know the values yet for the specific year.

Qualitative analysis

The implementation of applied research projects generally works very smoothly and there is a good cooperation between the LPs and the CU project experts. The same is also true for the cooperation between the CU project experts and the SB experts. The latter's feedback to the projects' reports is highly appreciated by the TPGs who are grateful for the sound advice and guidance they receive from the experts.

The SB experts usually invest more time in their tasks than what they are contractually bound to do. This does not only apply to the commenting of reports which often takes more than just the one working day that is foreseen for this task. It is particularly the case for the requested participation in TPG meetings. Usually, preparing for the meeting, travelling to the location of the meeting and back again, require more than the one working day that is contractually foreseen for this task. This has occasionally caused some frustration among SB experts and the request for reconsidering the number of working days allocated per expert.

Ensuring the involvement of MC members or national experts nominated by the latter in evaluation sessions of proposals often proves to be a challenging exercise. It usually requires several rounds of requests towards the MC by email, during MC meetings and via direct contact to individual people to get sufficient numbers of MC representatives together for evaluation committees. Due to these difficulties, the originally foreseen rotating principle, i.e. involving as far as possible different MC members/national experts, is not always fully possible to implement. It would greatly facilitate the preparation of these evaluations with more active MC support in that respect.

Finally, at evaluation sessions the assessment of the management related criteria has often been considered by evaluators to be rather difficult. For instance, they found it almost impossible to judge if the procedures related to European Regional Development

Fund (ERDF) requirements were transparent (i.e. 2nd Management related criteria) as they did not have sufficient knowledge about these ERDF requirements. It could be considered that this part of the evaluation should be left to the financial experts at the CU who assess all proposals received on the basis of these criteria anyway on behalf of the MA.

3.1.2. Significant problems encountered and measures taken to overcome them

No significant problems have been encountered.

3.2 Priority 2

3.2.1. Achievement of targets and analysis of the progress

Information on the physical and financial progress of the priority

In 2009 the first round of targeted analyses was kicked-off, including altogether 6 projects (see below for more detailed information on the projects that were up and running during that year).

On 15 January 2009 the kick-off meeting of the project on “Cross-border Polycentric Metropolitan Regions (METROBORDER)” took place in Esch-sur-Alzette. The meeting was attended by the LP, representatives of the stakeholders behind the project, the CU project expert, the cluster coordinator for project development and coordination and a financial expert from the CU. Further information on activities of this project during that year can be found below in the section on the project.

On 11 February 2009 the kick-off meeting of the project on “The development of the Islands- European Islands and Cohesion Policy (EUROISLANDS)” took place in Brussels. The meeting was attended by the LP, project partners, representatives of the stakeholders behind the project, the director of the CU replacing the project expert, the cluster coordinator for project development and coordination and a financial expert from the CU. Further information on activities of this project during that year can be found below in the section on the project.

On 16 February 2009 the kick-off meeting of the project on “Territorial Diversity (TeDi)” took place in Brussels. The meeting was attended by the LP, project partners, representatives of the stakeholders behind the project, the CU project expert and a financial expert from the CU. Further information on activities of this project during that year can be found below in the section on the project.

On 3 March 2009 the kick-off meeting of the project on “Spatial Scenarios: New Tools for Local-Regional Territories (SS-LR)” took place in Brussels. The meeting was attended by the LP, project partners, representatives of the stakeholders behind the project, the CU project expert, the cluster coordinator for project development and coordination and a financial expert from the CU. Further information on activities of this project during that year can be found below in the section on the project.

On 9 March 2009 the kick-off meeting of the project on “Success for convergence regions’ economies (SURE)” took place in Rome. The meeting was attended by the LP, project partners, representatives of the stakeholders behind the project, the director of the CU replacing the project expert, the cluster coordinator for project development and coordination and a financial expert from the CU. Further information on activities of this project during that year can be found below in the section on the project.

On 16 March 2009 the kick-off meeting of the project on “The Case for Agglomeration Economies in Europe (CAEE)” took place in Brussels. The meeting was attended by the LP, project partners, representatives of the stakeholders behind the project, the CU project expert, the cluster coordinator for project development and coordination and a financial expert from the CU. Further information on activities of this project during that year can be found below in the section on the project.

On 16 September 2009 the 4th call in the lifetime of the ESPON 2013 Programme was opened, including a call for proposals for the following 2 targeted analyses with the respective budgets indicated:

| Calls for proposals on Targeted Analyses under Priority e | Available Budget |
|--|-------------------------|
| Potential of Rural Regions | 210,000.00 |
| Transnational support method for European cooperation | 150,000.00 |

The deadline of the call was 11 November 2009. The evaluation of proposals for the above mentioned projects took place on 10-11 December 2009 in Brussels. All proposals that had been received by the CU by the deadline on 11 November 2009 were considered in the evaluation. The eligibility check of these proposals was running in parallel. Altogether 3 proposals were submitted to the two Evaluation Committees for assessment. The individual breakdown per project looks as follows:

| | |
|--|---|
| Potential of rural regions / PURR | 2 |
| Transnational Support Method for European Cooperation / TranSMEC | 1 |

The eligibility procedure for proposals under Priority 2 is the same as presented under Priority 1. On the basis of the first results of checks implemented by the ESPON CU, and in accordance with the programme manual, correctable omissions were launched for 1 proposal in order to complete the applications.

Following the confirmation of legal status and solvency (in case of private applicant) by the relevant members of the MC and the conclusion of the correctable omission process ending the eligibility check, the ESPON CU together with the MA concluded on the following:

- 2 proposals clearly met the eligibility criteria;
- 1 proposal clearly failed to meet the eligibility criteria;

The MC could only take a decision on the eligibility of proposals in its meeting on 16-17 February 2010. Consequently, reporting on that will be included in the Annual Report 2010.

Also the Management and Capability check was implemented in the same way as presented under Priority 1.

The content evaluation sessions normally involved 4 evaluators per project. Each group of evaluators included one representative from the EC, two members of the ESPON MC or national experts nominated by the latter, and one representative of the stakeholder

group behind each project. The evaluations were conducted in accordance with the Evaluation Manual available on the ESPON Intranet.

Each evaluator signed a declaration of no conflict of interest indicating any involvement as a partner in any of the proposals received. No case of conflict of interest was registered in any of the two evaluations of proposals.

Each proposal was evaluated in a two step procedure. As the first step, the anonymous Part B of each proposal was assessed independently by the evaluators. Evaluators each gave scores to the evaluation criteria stipulated in the Programme Manual, which was made available to all potential beneficiaries via the ESPON website. In the second step, the non-anonymous Part A of each proposal was assessed independently by the evaluators and scored according to the relevant evaluation criteria. In addition, concise and short written comments should be given by evaluators both, for each individual score and particularly at the end of each evaluation stage under “General remarks”.

At the following Consensus Meeting the evaluated proposals were compared and discussed by the evaluators who had assessed them. The scores of the individual evaluators were added for each proposal in a Consensus Report. The total score of each proposal led to a ranking of the proposals, which was then discussed by the evaluators leading to a final agreement on the ranking of the individual proposals to be recommended to the MC. Remarks during the Consensus Meeting were noted.

Consensus was reached among evaluators on the best proposal respectively for both projects that had been subject of the evaluation.

The MC took a decision on the selection of proposals in its meeting on 16-17 February 2010. Consequently, reporting on that will be included in the Annual Report 2010.

The above mentioned call that was opened on 16 September 2009 also included a call for EoI for targeted analyses by stakeholders. The available budget for this call amounted to 3.500.000 € and up to 10 new project ideas were indicated to be selected. The deadline of this call was also 11 November 2009. The evaluation of applications took place between 10 December 2009 and 18 January 2010 in Esch-sur-Alzette. According to chapter 3.4.3 of the Programme Manual the eligibility check took place in parallel and therefore the evaluation included all Expressions of Interest, also those that eventually do not meet the eligibility criteria. Altogether 27 EoIs were submitted to the Evaluation Committee for assessment. The individual breakdown of EoIs per type of action looks as follows:

| | |
|---|----|
| Type of action 1 - Integrated studies and thematic analysis | 14 |
| Type of action 2 - Knowledge support to experimental and innovative actions | 11 |
| Type of action 3 - Joint actions related to other Structural Funds Programmes | 2 |

The procedure for the eligibility check of EoI is the same as for proposals but the eligibility criteria are different. Due to the fact that the import section for EoIs in the PMSS was not created by the time of the closure of the call, the eligibility checks were implemented in a word document and saved separately.

On the basis of the first results of checks implemented by the ESPON CU, correctable omissions were launched for 20 EoI in order to complete the applications.

Following the confirmation of the type of stakeholder and by the relevant members of the MC and the conclusion of the correctable omission process ending the eligibility check, the ESPON CU together with the MA concluded on the following three categories:

- 19 EoI clearly met the eligibility criteria;
- 6 EoI clearly failed to meet the eligibility criteria;
- In the case of 2 EoIs there were arguments for and against accepting the eligibility and no clear conclusion could be reached by the ESPON MA/CU. Considering that the final decision and responsibility has to be taken by the MC, these cases were presented for discussion and decision at the MC Meeting on 16-17 February 2010.

The MC could only take a decision on the eligibility of proposals in its meeting on 16-17 February 2010. Consequently, reporting on that will be included in the Annual Report 2010.

The Evaluation Session was conducted in accordance to the Evaluation Manual. The session involved three evaluators from the ESPON CU. Each EoI was assessed independently by two evaluators and scored according to the relevant evaluation criteria stipulated in the Programme Manual, which had been made available to all potential stakeholders via the ESPON Website. In addition, written comments were given by evaluators.

At the following Consensus Meeting the evaluated EoIs were compared and discussed by the evaluators who had assessed them. The scores of the individual evaluators were added for each EoI in a Consensus Report. The total score of each EoI led to a ranking of applications per Type of Action, which was then discussed by the evaluators leading to a final agreement on the aggregated ranking.

As the evaluation was still ongoing in early 2010, the MC could only take a decision on the selection of EoIs in its meeting on 16-17 February 2010. Consequently, reporting on that will be included in the Annual Report 2010.

In 2009 the following six projects were ongoing under this priority:

- **CAEE – The case for agglomeration economies in Europe (Total budget: 200.000 €)**

This project will be an economically focused analysis of the impacts of urban agglomerations as key drivers of economic development within EU regions. The stakeholders behind are Manchester Enterprises Ltd. (Lead Stakeholder); Barcelona Provincial Council, Territorial Observatory of the Studies Department; Dublin Regional Authority, Regional Planning Guidelines, Dublin and Mid-East Regional Authorities; and Greater Lyon, Department for International Relations.

The project delivered an Inception Report on 8 June 2009 and an Interim Report on 18 December 2009. The LP of the project also gave a presentation at the ESPON Open Seminar on 3-4 June 2009 and at the ESPON Internal Seminar on 2-3 December 2009.

- **EUROISLANDS – The development of the islands – European islands and cohesion policy (Total budget: 250.000 €)**

The aim of the project is to deliver an appropriate reference work and a set of policy recommendations and strategic guidance to foster the sustainable development of the European islands within the framework of the Single Market, ensuring equal terms and opportunities with other non-handicapped regions. The stakeholders behind are Ministry of Economy & Finance, General Secretariat for Investments & Development, Special Service for Strategy, Planning & Evaluation of Development Programmes, Greece (Lead Stakeholder); Malta Environment and Planning Authority (MEPA), Malta; National Rural Development Agency (GBV), Sweden; Municipality of Gotland (GK), Sweden; Government of the Balearic Islands (CAIB), Spain; Department of Town Planning and Housing (DTPH), Cyprus; Regional Municipality of Bornholm, Department of Regional Development (RU BRK), Denmark; Ministry of Economic Development, Department for Development and Cohesion Policies (DPS), Italy; Autonomous Region of Sardinia, Department of EU and International Affairs (RAS), Italy; Saaremaa County Government, Department of Development and Planning (SCG), Estonia; The Government of Åland, Department for Administrative Affairs (AL), Finland.

The Inception Report was delivered on 6 May 2009 and an Annex to the Inception report was delivered by 24 July 2009. On 16 September 2009 the LP submitted final clarifications on the Inception Report.

The Interim Report was delivered on 23 November 2009 and a note on the islands impact assessment to be included in this report was delivered on 20 December 2009. Steering Committee Meetings involving the group of stakeholders, the LP and the ESPON CU, took place on: 11 February 2009 in Brussels (which coincided with the kick-off meeting of the project); the second Steering Committee meeting took place on 5 June 2009 in Prague and the third one on 17 December 2009 in Athens.

The LP was asked to deliver a revised interim report by 1 March 2010.

- **METROBORDER – Cross-border polycentric metropolitan regions (Total budget: 250.000 €)**

This project addresses cross-border metropolitan regions in Europe in relation to the policy aim of polycentric development. It aims at identifying criteria, potentials and governance practices based on available ESPON evidence for polycentric cross-border metropolitan regions in Europe and proposing options for development strategies towards a multilevel approach for two case study regions (Upper Rhine Region and the Greater Region). The stakeholders behind are Federal Office for Spatial Development, ARE, Switzerland (Lead Stakeholder); Ministry of the Interior and for Spatial Planning, Directorate for Spatial Planning, Luxembourg; Interministerial delegation to the spatial planning and the competitiveness of the territories (DIACT), France; Federal Ministry of Transport, Building and Urban Affairs, Germany; Ministry of the Walloon Region, Directorate for Spatial Planning, Housing and Heritage, Belgium.

The project delivered an Inception Report on 9 April 2009. The LP of the project also gave presentations at the ESPON Open Seminar on 3-4 June 2009 and the ESPON Internal Seminar on 2-3 December 2009.

- **SURE – Success for convergence regions’ economies (Total budget: 200.000 €)**

This project focuses on the specific challenges of development of convergence regions within the EU. Despite the fact that these regions have been awarded with extensive funds, not all have taken advantage to the same extent and therefore are still unable to improve their socio-economic performance and competitiveness. Therefore this project seeks to understand why some convergence regions are unable to improve economic performance and competitiveness. It will do so by systematically comparing relevant factors for economic growth and by analysing successful cohesion projects over the last 15 years in convergence regions with both high and low growth rates. The stakeholders behind are Campania Region (Lead Stakeholder); Podlaskie Voivodship Marshal’s Office, Poland; Fundacion Comunidad Valenciana - Region Europea, Spain; Region of East Macedonia – Thrace, Greece.

The project delivered an Inception Report on 1 June 2009 and an Interim Report on 2 November 2009. Two coordination meetings between the TPG and the group of stakeholders took place in 2009. The LP of the project also gave presentations at the ESPON Open Seminar on 3-4 June 2009 and the ESPON Internal Seminar on 2-3 December 2009. Furthermore, the interim results of the project were presented to a large audience of stakeholders in the framework of the Administrative Council of the Latin Arch Association.

- **SS-LR – Spatial scenarios: new tools for local-regional territories (Total budget: 180.000 €)**

The purpose of this project is to transfer, adapt and apply the same spatial scenarios’ methodology used within the ESPON Project 3.2 at functional territorial scale, equal or lower than NUTS3. The methodology and instruments will be applied to the case of Barcelona Provincial Council (BPC). The outcome of this project should enable policy makers to draw up regional, social and economic territorial policies and development strategies for their territories. The stakeholders behind are Barcelona Provincial Council, Spain (Lead Stakeholder); Province of Torino, Italy; Department of the Hérault, France.

The project delivered an Inception Report on 26 May 2009 and an Interim Report on 1 December 2009. The LP of the project also gave a presentation at the ESPON Open Seminar on 3-4 June 2009 and at the ESPON Internal Seminar on 2-3 December 2009.

- **TeDi – Territorial Diversity (Total budget: 210.000 €)**

The overall objective of this project is to provide a better understanding of development processes in territories outside the Pentagon that are defined as insular, mountainous, sparsely populated or peripheral. The analysis aims particularly at highlighting how these territories may contribute to the achievement of overarching European objectives expressed in the Lisbon and Gothenburg Strategies. By focusing on a representative sample of such regions, the project will be drawing more general conclusions for territories subject to similar territorial specificities across Europe. The stakeholders behind are Ministry of Local Government and Regional Development, Norway (Lead Stakeholder); Ministry of Employment and Economy, Finland; Swiss Federal Office for Spatial Development ARE, Switzerland; Department of Town Planning and Housing, Ministry of the Interior,

Cyprus; National Rural Development Agency, Sweden; Malta Environment & Planning Authority, Malta; Ministry for Development, Public Works and Housing, Romania.

The project delivered an Inception Report on 11 May 2009 and an Interim Report on 13 July 2009. On 20 October 2009 a Steering Committee meeting took place at which occasion the stakeholders and the project expert of the ESPON CU gave feedback to the LP on the project's development and some guidance towards draft final report. The LP of the project also gave a presentation at the ESPON Open Seminar on 3-4 June 2009 and at the ESPON Internal Seminar on 2-3 December 2009.

On 16 September 2009 a call for proposals was opened for the two projects PURR and TransMEC that had already been included in an earlier call but for which no proposal had been received back then. The call was closed on 20 November 2009 and the selection procedure started and continued until February 2010. Therefore the respective projects could only be started in 2010 and no actions have been realised in 2009.

The call opened on 16 September 2009 also included a call for EoI by stakeholders for targeted analyses. Again, the call was closed on 20 November 2009 and the selection procedure started and continued until February 2010. Therefore the subsequent process of developing expressions of interest into project specifications together with the stakeholders behind the respective applications could only be started in 2010 and no actions have been realised in 2009.

| Output Indicators | Initial Baseline | Final Target | Achievements | | |
|---|------------------|--------------|--------------|------|------|
| | | | 2007 | 2008 | 2009 |
| Number and types of actions realised & number of small / medium / large actions | 0 | 30 | 0 | 6 | 6 |
| Number of stakeholder / user consultations realised | 0 | 3 | 0 | 1 | 1 |
| Number of stakeholders / users contacted ³ | 0 | 300 | 0 | 164 | 133 |
| Results Indicators | Initial Baseline | Final Target | Achievements | | |
| | | | 2007 | 2008 | 2009 |
| Number of stakeholders directly involved in the implementations of the actions | 0 | 50 | 0 | 29 | 29 |
| Number of themes, topics and experiments covered by actions realised | 0 | 30 | 0 | 9 | 9 |
| Number of types of specific territories covered by actions realised | 0 | 20 | 0 | 9 | 9 |

³ The 'number of stakeholders' indicated in this row is referring to the amount of stakeholders participating in an EoI within the respective year.

| Impact Indicators | Initial Baseline | Final Target | Achievements | | |
|---|------------------|--------------|--------------|------|------|
| | | | 2007 | 2008 | 2009 |
| Degree of analytical support provided by targeted actions to a co-operative tackling of territorial development challenges | NP | NP | NP | NP | NP |
| Extent to which the outcomes of actions producing targeted analytical deliveries are cited in strategic publications at European, national and regional level | NP | NP | NP | NP | NP |

NI: Not implemented: The indicator is implemented, but not for the specific year.

NP: Not applicable: The indicator does not apply. It will never be implemented.

NA: Not available: The indicator is implemented but you don't know the values yet for the specific year.

Qualitative analysis

The implementation of targeted analyses generally works very smoothly and there is a good cooperation between the LPs, the CU project experts and the stakeholders behind the projects.

Ensuring the involvement of MC members or national experts nominated by the latter in evaluation sessions of proposals often proves to be a challenging exercise. It usually requires several rounds of requests towards the MC by email, during MC meetings and via direct contact to individual people to get sufficient numbers of MC representatives together for evaluation committees. Due to these difficulties, the originally foreseen rotating principle, i.e. involving as far as possible different MC members/national experts, is not always fully possible to implement. It would greatly facilitate the preparation of these evaluations with more active MC support in that respect.

Finally, at evaluation sessions the assessment of the management related criteria has often been considered by evaluators to be rather difficult. For instance, they found it almost impossible to judge if the procedures related to ERDF requirements were transparent (i.e. 2nd Management related criteria) as they did not have sufficient knowledge about these ERDF requirements. It might therefore be worthwhile considering if this part of the evaluation should not be left to the financial experts at the CU who assess all proposals received on the basis of these criteria anyway on behalf of the MA.

3.2.2. Significant problems encountered and measures taken to overcome them

One of the targeted analyses, i.e. EUROISLANDS has been facing difficulties in meeting the stakeholders' and the Programme's expectations from the start of the project. Following the delivery of the project's Inception Report on 6 May 2009, an Annex needed to be requested from the LP asking for some improvements of the report that were necessary for the project results to be able to comply fully with the intentions laid down for the project. However, the Annex delivered on 24 July 2009 still revealed a number of shortcomings and did not succeed in providing all requested clarifications

and improvements to a sufficient degree. Therefore, the CU had to ask the LP again for another document giving clarification on a number of points by 16 September 2009. The clarifications provided then were considered satisfactory even though in some cases the LP should have made an additional effort to be more comprehensive and detailed in the explanations provided. In order to ensure a smooth development of this project without further delays, though, the benefit of the doubt was given to the LP. At the same time, the LP was requested to be particularly ambitious in further clarifying issues in the Interim Report that still remained a bit vague.

3.3 Priority 3

3.3.1. Achievement of targets and analysis of the progress

Information on the physical and financial progress of the priority

During 2009 five projects related to Priority 3 were implemented (see below for more detailed information on the projects that were up and running during that year). Most of these projects (4 out of 5) correspond to service contracts on which the CU has carried out a public procurement procedure according to the Public Procurement Law in force in Luxembourg, “Loi du 30 juin 2003 sur les marchés publics”.

For the Typology Compilation Project, a public procurement was opened during the period defined by law and giving the opportunity to potential interested service providers to submit tender at the latest by 26 November 2008 and published with the dispatching notice 2008/S 196-259462 on the 2nd October 2008 in the Official Journal. On 3rd December 2008 at the ESPON CU premises, the ESPON MA together with an Opening Commission set up by the MA (included 3 project experts from the CU) opened the tenders received. In total 2 tenders were received.

On 3rd December 2008 at the ESPON CU premises, the ESPON MA together with 3 project experts from the CU carried out the administration check of the tenders received and the President of the Commission verified that the missing documentation from the tenders received could be considered as correctable omission and a possibility was given to correct this situation.

On 13/01/2009 the Commission met again to conclude the completeness check of the tenders and confirmed that the content of the documents received allowed the inclusion of both tenders received in the next phase of the assessment.

On 15 January 2009 at the ESPON CU the Commission responsible for applying the exclusion, selection, evaluation and awarding criteria, settled as decided by the ESPON MA, met in a closed session to carry out an analysis of the exclusion criteria, selection criteria, price analysis and finally an analysis of the awarding criteria.

On the basis of the consolidated total result the contract was awarded to the tender presenting the highest scoring on the award criteria: Spatial Foresight GmbH.

On 2 March 2009 a kick-off meeting of the project on “Typology Compilation” took place in Esch-sur-Alzette. The meeting was attended by the service provider, the Director of the CU and two project experts. Further information on activities of this project during that year can be found below in the section on the project.

For the update of Accessibility Maps on Air and Multimodal Transport, a negotiated procedure was carried confirmed by a Ministerial Degree signed on 5 August 2008 and fully in line with the Public Procurement Law in force in Luxembourg, “Loi du 30 juin

2003 sur les marchés publics”. An offer was submitted by the service provider invited on 12/09/2008 and a clarification on the price of the offer submitted was sent to the ESPON CU on 30/09/2009 according to our request. The results of this service contract were submitted on 5 March 2009 (instead of 2 March 2009, according to the MA letter dated 25 January 2009 on “change of timetable for the deliveries, Annex 3 - Service Contract 004/2008).

For the update of Economic Lisbon Indicators Map, a restricted procedure was carried in line with the Public Procurement Law in force in Luxembourg, and 3 potential service providers were invited by a letter from the ESPON MA dated 28/04/2009 to submit an offer on this service.

On 18 June 2009 at the ESPON CU premises, the ESPON MA together with an Opening Commission set up by the MA (included 3 project experts from the CU) opened the offers received. In total 2 offers were received.

On 3rd December 2008 at the ESPON CU premises, the ESPON MA together with 3 project experts from the CU carried out the administration check of the tenders received and the President of the Commission verified that the missing documentation from the tenders received could be considered as correctable omission and a possibility was given to correct this situation.

On 22 July 2009 at the ESPON CU the Commission responsible for applying the exclusion, selection, evaluation and awarding criteria, settled as decided by the ESPON MA, met to carry out an analysis of the exclusion criteria, selection criteria, price analysis and finally an analysis of the awarding criteria.

On the basis of the consolidated total result the contract was awarded to the tender presenting the highest scoring on the award criteria.

For the update of Telecommunication and IT-Roll-Out Map, a restricted procedure was carried in line with the Public Procurement Law in force in Luxembourg, and 3 potential service providers were invited to submit an offer on this service from an MA decision on the selection of the public procedure dated 4 July 2009. However, no offers were received and negotiated procedure has started.

Regarding the project on “Territorial Indicators and Indices” (Priority 3), the fourth call for proposals for projects under Priority 3 closed on 11 November 2009. Altogether 3 proposals have been submitted. The procedure approved for the ESPON 2013 Programme foresees that proposals shall be assessed against the eligibility criteria approved by the Monitoring Committee while, in parallel, the evaluation of all project proposals takes place.

The eligibility procedure is the same as presented under Priority 1. On the basis of the first results of checks implemented by the ESPON CU, correctable omission was launched for 1 proposal in order to complete the applications.

Following the confirmation of legal status and solvency (in case of private applicant) by the relevant members of the MC and the conclusion of the correctable omission process ending the eligibility check, the ESPON CU together with the MA concluded that only 1 proposal met the eligibility criteria.

The MC could only take a decision on the eligibility of proposals in its meeting on 16-17 February 2010. Consequently, reporting on that will be included in the Annual Report 2010.

The Management and Capability check was implemented in the same way as presented under Priority 1.

The content evaluation of the proposals took place on 26 November 2009 in Esch-sur-Alzette. All three proposals that were received by the ESPON CU for the above mentioned project were assessed by the Evaluation Committee. One was considered to be of good quality and one of sufficient quality. The third proposal did not meet the objectives of the project specification.

Based on the evaluation session on 26 November 2009 and the ranking made by the evaluators the Monitoring Committee was recommended to decide the contracting of the LP of the best ranked proposal for the ESPON project “Territorial Indicators and Indices”.

The MC took a decision on the selection of proposals in its meeting on 16-17 February 2010. Consequently, reporting on that will be included in the Annual Report 2010.

1. Under Priority 3 the following project progress can be presented for 2009:ESPON Database 2013 Project (Total Budget: 1.300.000 €)

The ESPON Database 2013 Project aims at building a geo-referenced database system with data and information relevant for the ESPON projects and themes. The project has delivered the First Interim report, together with a Map Template, a provisional ESPON database and some diffusion tables including data from various sources on 27 February 2009. The project has presented itself and organised a workshop to familiarize the other ESPON projects with the Map Template and the Database on the ESPON Seminar on 3-4 June 2009 in Prague.

2. Territorial Indicators / Indices and Tools

2a. Territorial Indicators (Budget: 400.000 €)

The project aims at defining and developing territorial indicators and indices for policy making in the field of territorial cohesion. A call for proposals for this project was relaunched on 16 September 2009 as in the call from 20 August 2008 there were no proposals for this project received. As no project was implemented during 2009, no report can be given in this respect except for the targets set out in the Operational Programme.

2b. Tools

2b.2008 Tools – 2008 (MA led project 3.2b-2008) (Total Budget: 75.000 €)

Typology Compilation (Budget: 75.000 €)

The project aims at defining and compiling a set of operational typologies of regions that can reflect the types of territories being of particular current concern of policy makers in Europe. The project was implemented during 2009 according to the timetable defined and a draft final report was received by 15 November 2009. The final report will be delivered by 29 January 2010.

2b.2009 Tools – 2009 (MA led project 3.2b-2009) (Total Budget: 300.000 €)

HyperAtlas Update (Budget: 75.000 €)

The project aims at further developing the ESPON HyperAtlas tool which has been initially elaborated for ESPON 2006. This means that the following new functionalities will be implemented: a web-version of the ESPON HyperAtlas, a time dimension, extension of “area and zoning”, new contexts for deviation, integration of spatial economic analysis methods, a data integration tool, new and updated HYP-files and a survey on future improvements. As no project was implemented during 2009, no report can be given in this respect except for the targets set out in the Operational Programme.

Data Navigator Update (Budget: 75.000 €)

As no project was implemented during 2009, no report can be given in this respect except for the targets set out in the Operational Programme.

Online Map Making Tool (Budget: 75.000 €)

The project aims to developing a tool with which one can present data, available in the ESPON Database, in a map. A Terms of Reference for the project was foreseen to be elaborated during 2009, but had to be postponed to 2010 due to lack of sufficient staff resources. In addition, the development of such a tool was considered more appropriate in a more advanced stage of the ESPON Database project in order to be directly linked to the datasets included there.

Cartographic Language (Budget: 75.000 €)

The project aims at developing a modern cartographic language for European territorial science. A Terms of Reference for the project was foreseen to be elaborated during 2009, but had to be postponed to 2010 due to lack of sufficient staff resources. An ESPON workshop dealing with visualisation, cartography, images and languages in using the map-media and the exploration of supporting modern IT technologies carried through in spring 2009 resulted in substantial inspiration that will materialise in the Terms of Reference.

3. Territorial Monitoring System and Reports (Total Budget: 600.000 €)

As the project is planned to be implemented in 2011, no report can be given in this respect except for the targets set out in the Operational Programme.

4. Targeted Actions for Update of Indicators and Maps

4.2008 Targeted Actions for Update of Indicators and Maps – 2008 (MA led project 3.4-2008) (Total Budget: 30.000 €)

Update of Accessibility Maps on Air and Multimodal Transport (Budget: 20.000 €)

The project aims at updating the maps “Potential Accessibility by Air (2001)” and “Potential Accessibility, Multimodal (2001)” of the ESPON 2006 Programme based on recent data available. The services requested covered data collection, map updating / recreation and territorial dynamics / trends analysis. The deadline for submitting the offer was the 15 September 2008 and the deadline for delivery was 2 March 2009. All expected outputs were delivered to the ESPON CU.

4.2009 Targeted Actions for Update of Indicators and Maps - 2009 (MA led project 3.4-2009) (Total Budget: 50.000 €)

Update of Economic Lisbon Indicators Map (Budget: 20.000 €)

The project aims at updating the maps and data on “Lisbon Performance” of the ESPON 2006 Programme based on recent data available. The services requested covered data collection, map updating / recreation and territorial dynamics / trends analysis. Letters were sent by 28 April 2009 to three potentials service providers according to the Public Procurement Law in Luxembourg. The deadline for submitting the offer was end of May 2009. The final report, including maps and data, will be delivered by 30 April 2010.

Update of Telecommunication and IT-Roll-Out Map (Budget: 15.000 €)

The project aims at updating the map “Telecommunication and IT-rollout” of the ESPON 2006 Programme based on recent data available. The services requested cover data collection, map updating / recreation and territorial dynamics / trends analysis. Three potential service providers have been requested to send in an offer on 9 July 2009 but no offers have been received. A direct negotiated procedure has been started with one service provider which was not finalised at the end of 2009. As no project was implemented during 2009, no report can be given in this respect except for the targets set out in the Operational Programme.

Update of creative Workforce as Bearer of Innovation Map (Budget: 15.000 €)

The project aims at updating the map “Cultural and creative professions and GDP per capita” of the ESPON 2006 Programme based on recent data available. The services requested covered data collection, map updating / recreation and territorial dynamics / trends analysis. A Terms of Reference for the project was foreseen elaborated during 2009, but had to be postponed to 2010 due to lack of sufficient staff resources. As no project was implemented during 2009, no report can be given in this respect except for the targets set out in the Operational Programme.

| Output Indicators | Initial Baseline | Final Target | Achievements | | |
|--|------------------|--------------|--------------|------|------|
| | | | 2007 | 2008 | 2009 |
| Number of actions realised | 0 | 20 | 0 | 6 | 5 |
| Number of new, updated and improved tools, models, methodologies developed | 0 | 15 | 0 | 2 | 2 |
| Number of territorial indicators defined | 0 | 10 | 0 | 0 | 0 |
| Number of periodic territorial monitoring reports published | 0 | 3 | 0 | 0 | 0 |
| Results Indicators | Initial Baseline | Final Target | Achievements | | |
| | | | 2007 | 2008 | 2009 |

| | | | | | |
|--|---|------|---|---------------------|---------------------|
| Number of downloads for support of data and tools (from the ESPON website) and geographical spread of users | 0 | 2000 | 0 | 208483 ⁴ | 251455 ⁵ |
| Number of downloads for territorial monitoring reports (from the ESPON website) and geographical spread of users | 0 | 500 | 0 | 208483 ⁶ | 251455 ⁷ |

| Impact Indicators | Initial Baseline | Final Target | Achievements | | |
|---|------------------|--------------|--------------|------|----------------|
| | | | 2007 | 2008 | 2009 |
| Degree of usefulness (expressed for the different Scientific Platform components) in the context of ESPON applied research actions and policy development processes (with levels: high, medium, low). | NP | NP | NP | NP | NP |
| Number of ESPON-external documents making reference to ESPON data, tools or reproducing ESPON maps | 0 | 100 | 0 | 4 | 9 ⁸ |

NI: Not implemented: The indicator is implemented, but not for the specific year.

NP: Not applicable: The indicator does not apply. It will never be implemented.

NA: Not available: The indicator is implemented but you don't know the values yet for the specific year.

⁴ This figure presents the number of web site visits in 2008.

⁵ This figure presents the number of web site visits in 2009.

⁶ This figure presents the number of web site visits in 2008.

⁷ This figure presents the number of web site visits in 2009.

⁸ At least the following external documents / publications have been monitored during 2009:

- EEA Report No 5/2009, "Ensuring quality of life in Europe's cities and towns, Tackling the environmental challenges driven by European and global change".
- An Agenda for a Reformed Cohesion Policy, A place-based approach to meeting European Union challenges and expectations. Independent Report prepared at the request of Danuta Hübner, Commissioner for Regional Policy, by Fabrizio Barca.
- EESC, ECO Section «Economic and Monetary Union and Economic and Social Cohesion», "Territorial Cohesion".
- European Journal of Spatial Development, "The Portuguese, Slovenian and French Presidencies 2007- 2008 - A Sea Change in European Spatial Planning?"
- University of Glasgow, " Dealing with Demographic Change: Regional Policy Responses", EoRPA Paper 09/4.
- Building Safer Communities. Risk Governance, Spatial Planning, and Responses to Natural Hazards, U. Fra Paleo (Ed.), IOS Press, 2009.
- European Commission, DG Regio, Inforegio Panorama No 31, Autumn 2009.
- European Commission, Report from the Commission to the European Parliament and the Council, Sixth progress report on economic and social cohesion, 2009.
- Netherlands Environmental Assessment Agency (PBL), "A Territorial Impact Assessment of Territorial Cohesion for the Netherlands".

Qualitative analysis

In general the number of activities carried out on this Priority were less than initially planned. This fact is easily explained by two main reasons: shortage of sufficient staff resources in the ESPON CU and also the changes in the priorities set up by the ESPON MC, which has expressed interest in opening an additional call for proposals for Projects Priority 1 and 2.

In any case, the results obtained with the different projects mentioned above were considered of good quality and cover all the requested services included in the contractual obligations. In particular it ensures continuity and comparison with the work done within ESPON 2006 on the different topics and provides a solid basis for the continuation of the ESPON analysis and activities. The different projects were developed with great engagement and in a very reliable way.

In addition, and in a similar way the situation encountered for Priority 1 and 2, ensuring the involvement of MC members or national experts nominated by the latter in the evaluation session of the proposals received proved to be a challenging exercise. It required several rounds of requests towards the MC by email, during MC meetings and via direct contact to individual people to get sufficient numbers of MC representatives together for evaluation committee. It would greatly facilitate the preparation of these evaluations with more active MC support in that respect.

3.3.2. Significant problems encountered and measures taken to overcome them

The process of running public procurements revealed to be significantly more time consuming than expected due to all the administrative documentation and organisation of evaluation sessions and procedures and this situation delayed the starting of other planned activities.

3.4 Priority 4

3.4.1. Achievement of targets and analysis of the progress

During 2009 four projects related to Priority 4 were implemented (see below for more detailed information on the projects that were up and running during that year). When necessary the CU has carried out public procurement procedures according to the Public Procurement Law in force in Luxembourg, "Loi du 30 juin 2003 sur les marchés publics".

For the ESPON Corporate Identity and lay-out, a public procurement was carried out. In total 1 offer was received. After carrying out all compulsory checks and evaluations the tenderer awarded with the contract was: bee media + technology gmbh. Further information on activities of this project during that year can be found below in the section on the project.

For the Capitalisation Strategy and Media Bureau, a public procurement was carried out. In total 1 offer was received. After carrying out all compulsory checks and evaluations the tenderer awarded with the contract was: MEDIA CONSULTA International Holding AG. Further information on activities of this project during that year can be found below in the section on the project.

For the Webservice and IT Solutions, a public procurement was carried out. In total 3 offers were received. After carrying out all compulsory checks and evaluations the tenderer awarded with the contract was: infeuropa S.A.. Further information on

activities of this project during that year can be found below in the section on the project.

The first call for TNAs opened on 16 September 2009. Altogether 5 proposals have been submitted. The procedure approved for the ESPON 2013 Programme foresees that proposals shall be assessed against the eligibility criteria approved by the Monitoring Committee while, in parallel, the evaluation of all project proposals takes place. The MC will select the best eligible proposals according to the ranking resulting from the content related evaluation.

The eligibility procedure is the same as presented under Priority 1. Correctable omissions were not needed to be launched for any proposals in order to complete the applications.

Following the confirmation of legal status by the relevant members of the MC, the ESPON CU together with the MA concluded on the following three categories:

- 1 proposals clearly met the eligibility criteria;
- 3 proposals clearly failed to meet the eligibility criteria;
- In the case of 1 proposal there were arguments for and against accepting the eligibility and no clear conclusion could be reached by the ESPON MA/CU. Considering that the final decision and responsibility has to be taken by the MC, this case is presented for discussion and decision.

The Management and Capability check was implemented in the same way as presented under Priority 1.

The content evaluation of the proposals took place on 14 and 15 December 2009 in Esch-sur-Alzette.

Each one of the five proposals was assessed independently by two evaluators from the ESPON CU and scored according to the relevant evaluation criteria stipulated in the Programme Manual, which had been made available to all potential beneficiaries via the ESPON Website. In addition, written comments were given by evaluators.

Three proposals did not cover all the compulsory actions stipulated in chapter 5.3.2 of the Programme Manual. The Programme Manual and the Application Pack issued for the Call for Proposals explicitly asked for blunder checks being part of each project proposal on Transnational Networking Activities. The conclusion of the MA/CU was on that basis, that these 3 proposals should not be further considered as they do not comply with the legal requirements set up for the call.

Based on the evaluation session on 14 and 15 December 2009 the MC was recommended to approve two 2 proposals which were complying with the legal requirements set up for the call under the condition that these proposals are eligible.

The MC took a decision on the selection of proposals in its meeting on 16-17 February 2010. Consequently, reporting on that will be included in the Annual Report 2010.

Information on the physical and financial progress of the priority

1. Media and Publications

1a. Publication and Design

1a.2008 Publication and Design – 2008 (MA led project 4.1a-2008) (Total Budget: 520.000 €)

ESPON Corporate Identity and lay-out (Budget: 250.000 €)

The Call for Tender launched by the end of 2008 resulted in the selection of BeeMedia, Vienna, Austria as graphic service support for the ESPON 2013 Programme. The ESPON Corporate Identity was developed and a Manual for the implementation of the Corporate Identity delivered in January 2010. BeeMedia was also requested as a service upon request to lay-out the Territorial Observation no.2 on Trends in Accessibility which was republished in November 2009.

ESPON Printing (Budget: 150.000 €)

A call for tender on Printing was launched on September 2009. The service contract was awarded on December 2009. Results will be developed from 2010 onwards and reported within the following annual implementation reports.

External Expertise (Budget: 100.000 €)

The MC decided on 1 December 2009 to allocate 30.000€ for the preparation of the First ESPON 2013 Synthesis Report. The budget estimate presented for the MC decision operated with approximate amounts of 25.000 € for expertise and language check and of 4500 € for 2 workshops. In order to keep the necessity for a language check open, which depend of the language capacity of the service provider being selected, a budget of 20.000 € has been allocated for the implementation of a service contract on “Provision of Technical Assistance for the Preparation of the First ESPON 2013 Synthesis Report”.

Sending (Budget: 20.000 €)

This project aims at all activities concerning postal sending of reports and documentation. As no project was implemented during 2009, no report can be given in this respect except for the targets set out in the Operational Programme.

1b. Capitalisation Strategy and Media Bureau

1b.2009 Capitalisation Strategy and Media Bureau – 2009 (MA led project 4.1b-2009) (Budget: 400.000 €)

A call for tender on “Capitalisation Strategy and Media Bureau” was launched on November 2009. Results will be developed from 2010 onwards and reported within the following annual implementation reports.

1c. Website

1c.2008 Website – 2008 (MA led project 4.1c-2008) (Budget: 75.000 €)

In order to adapt the current ESPON Website, deriving from the ESPON 2006 Programme, to the needs of the ESPON 2013 Programme, a Call for Tender (Webservice and IT Solutions) was launched on 18 December 2008. On 1 April 2009 a service contract has been made with the best tenderer. This service provider has delivered in 2009 two reports: “Feasible Technical Server Solutions” and “Structuring the ESPON 2013 Website”, has implemented and migrated the new ESPON 2013 website, has trained the ESPON CU Staff in mastering the new website and hosts the new website.

2. European Seminars and Workshops

2.2009 European Seminars and Workshops – 2009 (MA led project 4.2-2009) (Total Budget: 75.000 €)

Open Seminar, Prague (Czech Republic), 3-4 June 2009 (Budget: 30.000 €)

The purpose of this ESPON seminar was three-fold: In the light of the global economic challenges to debate territorial development opportunities based on ideas and evidence from ESPON projects, joining together policy-makers, stakeholders, scientists and practitioners involved in European territorial development. In addition to that, it gave the opportunity to share experiences in building territorial strategies supporting European competitiveness and fostering development of European regions by setting up common visions and coordinating efforts of various actors. Finally, it enabled to discuss approaches and tools for Territorial Impact Assessments of EU Policies in support of territorial objectives related to Territorial Cohesion. In total 246 participants attended the seminar.

Workshop, Esch-Sur-Alzette (Luxembourg), 2 April 2009 (Budget: 15.000 €)

The Workshop on “Innovative Visualisation and Cartographic Language” aimed at presenting the current state of the art and good practice in cartography, displaying possible new avenues in terms of computer supported cartography being related to complex messages, debating possibilities for developing and innovating visualisation and cartographic language in support of the presentation of key messages related to European territorial dynamics and cohesion. 52 participants attended the event.

Workshop, Brussels (Belgium), 6 May 2009 (Budget: 15.000 €)

The workshop on “Use of ESPON by European Institutions and Commission Services” aimed at creating awareness of ESPON results and supporting their use in policymaking at European level. The event was organised in cooperation with the EC DG Regio. 38 participants attended the workshop.

Workshop, Luxembourg (Luxembourg), 5 November 2009 (Budget: 15.000 €)

The workshop on “Approaching New Functional Areas” aimed at exploring how different territorial research approaches to new functional areas can be used to support policymakers in setting policy actions for territories with sufficient internal coherence and functionality. 42 participants attended the event.

3. Transnational Networking Activities

As no project was implemented during 2009, no report can be given in this respect except for the targets set out in the Operational Programme. A first call was opened on 16 September 2009 to 11 November 2009. The available budget for this call amounted to 2.000.000 € and up to 7 proposal could be selected.

| Output Indicators | Initial Baseline | Final Target | Achievements | | |
|---|------------------|--------------|--------------|--|--|
| | | | 2007 | 2008 | 2009 |
| Number of actions realised | 0 | 30 | 0 | 4 | 4 |
| Number of European Seminars / workshops realised | 0 | 14 | 0 | 3 | 4 |
| Number of Transnational Networking Activities realised | 0 | 14 | 0 | 0 | 0 |
| Number of press releases and larger and smaller reports / publications issued | 0 | 10/12 | 0 | 3/1 | 12/1 |
| Results Indicators | Initial Baseline | Final Target | Achievements | | |
| | | | 2007 | 2008 | 2009 |
| Number of participants in all European Seminars / Workshops | 0 | 150 | 0 | 205 ⁹ | 381 |
| Average number of participants per seminar / event | 0 | 30 | 0 | 78 | 114 |
| Number of participants in all Transnational Networking Activities | 0 | 400 | 0 | 0 | 0 |
| Average number of participants per action | 0 | 40 | 0 | 0 | 0 |
| Number of stakeholders reached by mailing lists and by visiting the ESPON website | 0 | 500 | 0 | 1864 ¹⁰ / 208483 ₁₁ | 2149 ¹² / 251455 ₁₃ |
| Impact Indicators | Initial Baseline | Final Target | Achievements | | |
| | | | 2007 | 2008 | 2009 |

⁹ In the Annual Report of 2008 the amount of 135 participants was indicated for the ‘number of participants in all European Seminars / Workshops’. This was a typing mistake which was corrected in this report.

¹⁰ This figure presents the number of newsletter subscribers as of December 2008.

¹¹ This figure presents the number of web site visits in 2008.

¹² This figure presents the number of newsletter subscribers as of December 2009.

¹³ This figure presents the number of web site visits in 2009.

| | | | | | |
|---|----|----|----|------|------|
| Degree of capitalisation and increased awareness achieved among the participants of European Seminars/Workshops | NP | NP | NP | High | High |
| Degree of capitalisation and increased awareness achieved among the participants of Transnational Networking Activities | NP | NP | NP | NP | NP |

NI: Not implemented: The indicator is implemented, but not for the specific year.

NP: Not applicable: The indicator does not apply. It will never be implemented.

NA: Not available: The indicator is implemented but you don't know the values yet for the specific year.

Qualitative analysis

Not all projects envisaged could be implemented with the timing foreseen. However, they are all in progress.

The results obtained in activities implemented for 'Media and Publications' were considered of good quality and cover all the requested services included in the contractual obligations. The results obtained with the 'Website - 2008' project are considered of good quality and ensure continuity of the ESPON website for the 2006 Programme. Also the implementation of the activities for 'European Seminars and Workshops' was successful. Especially positive was the high number of participants reached.

Five proposals for TNA were received within the call of 16 September 2009 which were evaluated in 2010.

3.4.2. Significant problems encountered and measures taken to overcome them

As already described under point 3.3.2 the process of running public procurements revealed to be much more time consuming than envisaged due to all the administrative documentation and organisation of evaluation sessions and procedures and this situation delayed the starting of other planned activities.

4. Technical Assistance

The TA activities focused on implementing and monitoring the programme and the operations.

These tasks were implemented by the CU in its role of support to the ESPON MA.

The ESPON CU focused its work on the following elements:

- Support to Member States in setting up MS duties towards the implementation of the ESPON 2013 Programme such as signature of the Agreement with the MA, setting up of the 1st Level Financial Control, appointment of MC and ECP members etc.;
- Organisation and support of MC meetings and implementation of the MC decisions;
- Setting up, adaptation and improvements of procedures for the programme management of operations and programme monitoring at different levels;

- Submission and approval of the Management and Control systems description;
- Coordination activities with the MA and CA;
- Support to the Group of Auditors (GoA) for the implementation of the 2nd Financial Control level, in particular the approval of the System Audit and the Annual Control Report and opinion;
- Support to the Concertation Committee and drafting of project specifications for operations;
- Preparation and organisation of the calls for proposals and EoI as well as of the related evaluation of project proposals and EoI;
- Contracting of the approved operations and monitoring their progress in assessing inception, interim and draft final reports;
- Further monitoring and assessment of ongoing operations;
- Elaboration of the second programme publication (Territorial Observation n°2);
- Organisation and running of ECP meetings;
- Organisation of the ESPON Internal Seminar;
- Communicate the programme results and aims at a series of events during the year.

| Output Indicators | Initial Baseline | Final Target | Achievements | | |
|---|------------------|--------------|--------------|------|------|
| | | | 2007 | 2008 | 2009 |
| Number of Monitoring Committee meetings | NI | 14 | 1 | 2 | 3 |
| Number of CC meetings organised | NI | 14 | 2 | 4 | 1 |
| Number of Internal ESPON seminars | NI | 14 | 1 | 1 | 1 |
| Number of ECP meetings | NI | 14 | 0 | 3 | 3 |
| Number of events for potential and selected beneficiaries | NI | 14 | 0 | 3 | 3 |

| Results Indicators | Initial Baseline | Final Target | Achievements | | |
|--|------------------|--------------|--------------|------|------|
| | | | 2007 | 2008 | 2009 |
| Number of on-the-spot-checks showing no significant results | NI | 95 | 0 | 0 | 0 |
| Number of participants in Internal ESPON seminars ¹⁴ | NI | 2500 | 0 | 118 | 161 |
| Number of participants in information events for potential beneficiaries | NI | 400 | 0 | 322 | 239 |

¹⁴ The Internal ESPON seminars are paid under the TA budget and therefore indicated in this table. Open ESPON seminars are included in the table for the Capitalisation Strategy on page 18.

| Number of participants in information events for selected beneficiaries | NI | 100 | 0 | 42 | 31 |
|--|------------------|--------------|--------------|--------------------|--------------------|
| Volume of mailing list | NI | 1000 | 1442 | 2894 | 5731 ¹⁵ |
| Quality of process launching projects in the light of programme evaluations | NI | High | NI | NI | NI |
| Impact Indicators | Initial Baseline | Final Target | Achievements | | |
| | | | 2007 | 2008 | 2009 |
| Level of importance of audit finding as reported in Annual audit report | NI | Low | NP | NP | Low |
| Degree of satisfaction with information, services and support provided to the MC, ECP and partners | NI | High | NP | NI | NI |
| Degree of satisfaction of potential partners with the information given on ESPON | NI | High | NI | High ¹⁶ | High ¹⁷ |

NI: Not implemented: The indicator is implemented, but not for the specific year.

NP: Not applicable: The indicator does not apply. It will never be implemented.

NA: Not available: The indicator is implemented but you don't know the values yet for the specific year.

During 2009 most of the tasks were still related to the finalisation of the management and control system description, the running of the call for proposals and EoI and the implementation of two system audits.

During 2009, in accordance with the ESPON 2013 audit strategy, the external auditor Ernst & Young, on behalf of the AA assisted by the GoAs, performed a system audit at a central level in two phases. The first system audit in February-March 2009 covered “horizontal” aspects (such as eligibility and evaluation checks, conflicts of interest, applicable national rules ...) and the second system audit in October 2009 covered the

¹⁵ The following mailing lists are included:

- European Commission Representations to Member States
- ESPON Contact Point Network
- Lead & Project Partners
- Monitoring Committee Members
- Media
- Newsletter Subscribers
- Participants at ESPON Events
- Stakeholders
- Members of ESPON Partner Cafe`
- Applicants to ESPON Calls
- Managing Authorities of European Programmes co-financed by Structural Funds
- Members of the Inform Network managed by the European Commission DG Regio
- European Territorial Associations
- Europe Direct Centers
- Regional and Cities Offices Representations in Brussels

¹⁶ Based on the evaluation of the Info Day and Partner Cafe` as well as the Financial Managers Seminar (see point 5.1.3).

¹⁷ Based on the evaluation of the Financial Managers Seminar.

physical and financial follow-up of the projects as well as the certification of expenses to the EC. The methodology used for the system audits has been described in the “Methodological note for system audits and audits of operations” by Ernst & Young, approved by the AA and the GoAs.

The general outcome for the management and control system of ESPON 2013 Programme after the follow-up procedure was Category 1: “Works well; only minor improvements needed. There are no deficiencies or only minor deficiencies found. These deficiencies do not have any significant impact on the functioning of the key requirements / authorities / system” for the MA / CU and for the CA. Final reports of the two system audits have been approved by the GoAs during its meeting held on 17 November 2009 in France.

The annual control report and the opinion covering the period 1st July 2009 until 30 June 2009 have been issued by the AA and sent to the EC on 23 December 2009. The results after the follow-up procedures (fixed after 30 June 2009) of the two system audits are also included in the annual control report and considered in view of the establishing of the level of assurance given in the annual opinion. There were no limitations on the scope of the realized examination and the annual opinion states that the management and control system established for the programme, “complied with the applicable requirements of Articles 58 to 62 of Council Regulation (EC) No 1083/2006 and Section 3 of Commission Regulation (EC) No 1828/2006 and functioned effectively so as to provide reasonable assurance that statements of expenditure presented to the Commission are correct and, as a consequence, reasonable assurance that the underlying transactions are legal and regular”.

Furthermore, in order to ensure the quality and effectiveness of the implementation of the Programme the following steps have been taken:

- The second ESPON Financial Managers Seminar took place on 31 March 2009 in Bruxelles. More than 30 people participated to the event, representing mainly financial managers of Lead and Project Partners of approved ESPON 2013 Projects under the second round of calls launched in August 2008. Information about e.g. eligibility rules, the programme manual, the subsidy contract, reporting and monitoring procedures were given, as well as information about publicity requirements, administrative, legal and practical matters of relevance concerning project coordination and management.
- The fourth round of ESPON Calls for Proposals and EoI were presented during a day of information for potential beneficiaries which took place in Brussels on 16 September 2009. More than 230 participants attended the event, among them policy makers, scientists, experts, representatives of universities around Europe and national, regional and local authorities. The purpose of the event was two-fold: first to support the launch of the 5 Calls for Proposals and EoIs including the new funding opportunities and the conditions for applying and second to promote networking possibilities between potential project partners and to inspire new projects on the main topic proposed for the event. Representatives from the EC DG Regio and the Swedish ESPON MC Member presented the policy demand behind the need for further ESPON results. Representatives of stakeholders and scientists presented their experience in being part of the ESPON Programme. Participants learnt about opportunities for taking part in ESPON project activities, the content of the calls, the eligibility criteria and the modalities for applying. In the afternoon the programme included an ESPON Partner Café creating a forum for dialogue between

potential project partners for setting up TPGs. Participants had the opportunity to discuss on common interest in ESPON Calls.

More detailed information on these two activities can be found on the section related to the Communication Plan.

4.1 Financial implementation of certified TA

The tables below provide information on the financial implementation of TA actions and represent expenditure incurred by the MA which has been certified according to Article 16 of Regulation 1080/2006 and therefore recorded as Programme expenditure.

The following table shows the TA budget lines 1 to 9 for the year 2007 as approved by the MC:

| TA budget lines 1-9 | Allocation 2007 | Paid 2009 | Total Paid 2007-2013 | ERDF (24%) |
|--|---------------------|---------------------|----------------------|--------------------|
| 1 Staff | 130 800,00 € | 130 762,12 € | 130 762,12 € | 31 382,91 € |
| 2 Trainees | 5 000,00 € | 4 960,46 € | 4 960,46 € | 1 190,51 € |
| 3 CU and MA Travel costs | 14 400,00 € | 13 882,16 € | 13 882,16 € | 3 331,72 € |
| 4 MC travel and meeting costs | 12 700,00 € | 8 984,63 € | 8 984,63 € | 2 156,31 € |
| 5 CC meetings | 2 350,00 € | 2 316,68 € | 2 316,68 € | 556,00 € |
| 6 ECP meetings | 0,00 € | 0,00 € | 0,00 € | 0,00 € |
| 7 ESPON Internal Seminar | 16 800,00 € | 6 138,69 € | 6 138,69 € | 1 473,29 € |
| 8 Rent (incl. Parking, cleaning, heating, insurances etc.) | 29 960,00 € | 29 958,29 € | 29 958,29 € | 7 189,99 € |
| 9 Overheads, installation, postal services, telephone etc. | 12 800,00 € | 12 791,23 € | 12 791,23 € | 3 069,90 € |
| Total | 224 810,00 € | 209 794,26 € | 209 794,26 € | 50 350,62 € |

The following table shows the TA budget lines 1 to 9 for the year 2008 as approved by the MC:

| TA budget lines 1-9 | Allocation 2008 | Paid 2009 | Paid 2007-2013 | ERDF (24%) |
|--|---------------------|---------------------|---------------------|---------------------|
| 1 Staff | 500 000,00 € | 373 628,02 € | 373 628,02 € | 89 670,72 € |
| 2 Trainees | 10 000,00 € | 9 682,54 € | 9 682,54 € | 2 323,81 € |
| 3 CU and MA Travel costs | 40 000,00 € | 20 354,17 € | 20 354,17 € | 4 885,00 € |
| 4 MC travel and meeting costs | 33 000,00 € | 4 398,26 € | 4 398,26 € | 1 055,58 € |
| 5 CC meetings | 20 000,00 € | 2 055,21 € | 2 055,21 € | 493,25 € |
| 6 ECP meetings | 40 000,00 € | 13 132,43 € | 13 132,43 € | 3 151,78 € |
| 7 ESPON Internal Seminar | 25 000,00 € | 11 033,10 € | 11 033,10 € | 2 647,94 € |
| 8 Rent (incl. Parking, cleaning, heating, insurances etc.) | 6 700,00 € | 0,00 € | 0,00 € | 0,00 € |
| 9 Overheads, installation, postal services, telephone etc. | 37 500,00 € | 12 125,26 € | 12 125,26 € | 2 910,06 € |
| Total | 712 200,00 € | 446 408,99 € | 446 408,99 € | 107 138,16 € |

The following table shows the TA budget lines 10 to 14 for the period 2007-2013 as approved by the MC:

| TA budget lines 10-14 | | Allocation 2007-2013 | Paid 2009 | Paid 2007-2013 | ERDF (24%) |
|-----------------------|---|-------------------------|--------------------|--------------------|-------------------|
| 10 | GoA - meetings and external contract | 450 000,00 € | 196,50 € | 196,50 € | 47,16 € |
| 11 | Financial Monitoring System and maintenance | 149 500,00 € | 6 597,20 € | 6 597,20 € | 1 583,33 € |
| 12 | Programme evaluation | 80 000,00 € | 0,00 € | 0,00 € | 0,00 € |
| 13 | Experts costs (legal etc.) | 55 000,00 € | 0,00 € | 0,00 € | 0,00 € |
| 14 | Communication Plan | 466 000,00 € | 18 828,19 € | 18 828,19 € | 4 518,77 € |
| Total | | 1 200 500,00 € | 25 621,89 € | 25 621,89 € | 6 149,25 € |

4.2 Financial implementation of not yet certified TA

Due to the complexity of procedures in relation to the 1st Level Financial control, some delay incurred in getting the TA costs certified. Certification shall be implemented during Summer 2010.

The tables below provide information on the financial implementation of TA actions and represent expenditure incurred by the MA which has not been certified yet according to Article 16 of Regulation 1080/2006 and therefore not yet recorded as Programme expenditure.

The following table shows the TA budget lines 1 to 9 for the year 2007 as approved by the MC:

| TA budget lines 1-9 | | Allocation 2007 | Paid 2009 | Total Paid 2007-2013 | ERDF (24%) |
|---------------------|--|---------------------|-------------------|-------------------------|-----------------|
| 1 | Staff | 130 800,00 € | 0,00 € | 0,00 € | 0,00 € |
| 2 | Trainees | 5 000,00 € | 0,00 € | 0,00 € | 0,00 € |
| 3 | CU and MA Travel costs | 14 400,00 € | 0,00 € | 0,00 € | 0,00 € |
| 4 | MC travel and meeting costs | 12 700,00 € | 0,00 € | 0,00 € | 0,00 € |
| 5 | CC meetings | 2 350,00 € | 0,00 € | 0,00 € | 0,00 € |
| 6 | ECP meetings | 0,00 € | 0,00 € | 0,00 € | 0,00 € |
| 7 | ESPON Internal Seminar | 16 800,00 € | 1 000,00 € | 1 000,00 € | 240,00 € |
| 8 | Rent (incl. Parking, cleaning, heating, insurances etc.) | 29 960,00 € | 0,00 € | 0,00 € | 0,00 € |
| 9 | Overheads, installation, postal services, telephone etc. | 12 800,00 € | 0,00 € | 0,00 € | 0,00 € |
| Total | | 224 810,00 € | 1 000,00 € | 1 000,00 € | 240,00 € |

The following table shows the TA budget lines 1 to 9 for the year 2008 as approved by the MC:

| TA budget lines 1-9 | Allocation 2008 | Paid 2008 | Paid 2009 | Paid 2007-2013 | ERDF (24%) |
|--|---------------------|-------------------|--------------------|--------------------|-------------------|
| 1 Staff | 500 000,00 € | 0,00 € | 0,00 € | 0,00 € | 0,00 € |
| 2 Trainees | 10 000,00 € | 0,00 € | 0,00 € | 0,00 € | 0,00 € |
| 3 CU and MA Travel costs | 40 000,00 € | 0,00 € | 1 008,65 € | 1 008,65 € | 242,08 € |
| 4 MC travel and meeting costs | 33 000,00 € | 0,00 € | 8 696,27 € | 8 696,27 € | 2 087,10 € |
| 5 CC meetings | 20 000,00 € | 1 074,23 € | 1 320,06 € | 2 394,29 € | 574,63 € |
| 6 ECP meetings | 40 000,00 € | 0,00 € | 6 277,42 € | 6 277,42 € | 1 506,58 € |
| 7 ESPON Internal Seminar | 25 000,00 € | 0,00 € | 0,00 € | 0,00 € | 0,00 € |
| 8 Rent (incl. Parking, cleaning, heating, insurances etc.) | 66 700,00 € | 0,00 € | 0,00 € | 0,00 € | 0,00 € |
| 9 Overheads, installation, postal services, telephone etc. | 37 500,00 € | 0,00 € | 649,21 € | 649,21 € | 155,81 € |
| Total | 772 200,00 € | 1 074,23 € | 17 951,61 € | 19 025,84 € | 4 566,20 € |

The following table shows the TA budget lines 1 to 9 for the year 2009 as approved by the MC:

| TA budget lines 1-9 | Allocation 2009 | Paid 2009 | Paid 2007-2013 | ERDF (24%) |
|--|---------------------|--------------------|--------------------|-------------------|
| 1 Staff | 600 000,00 € | 0,00 € | 0,00 € | 0,00 € |
| 2 Trainees | 15 000,00 € | 0,00 € | 0,00 € | 0,00 € |
| 3 CU and MA Travel costs | 40 000,00 € | 1 601,99 € | 1 601,99 € | 384,48 € |
| 4 MC travel and meeting costs | 33 000,00 € | 5 561,78 € | 5 561,78 € | 1 334,83 € |
| 5 CC meetings | 20 000,00 € | 1 154,84 € | 1 154,84 € | 277,16 € |
| 6 ECP meetings | 40 000,00 € | 11 506,73 € | 11 506,73 € | 2 761,62 € |
| 7 ESPON Internal Seminar | 25 000,00 € | 0,00 € | 0,00 € | 0,00 € |
| 8 Rent (incl. Parking, cleaning, heating, insurances etc.) | 62 000,00 € | 0,00 € | 0,00 € | 0,00 € |
| 9 Overheads, installation, postal services, telephone etc. | 37 500,00 € | 0,00 € | 0,00 € | 0,00 € |
| Total | 872 500,00 € | 19 825,34 € | 19 825,34 € | 4 758,08 € |

The following table shows the TA budget lines 10 to 14 for the period 2007-2013 as approved by the MC:

| TA budget lines 10-14 | Allocation 2007-2013 | Paid 2009 | Paid 2007-2013 | ERDF (24%) |
|--|-----------------------|--------------------|--------------------|-------------------|
| 10 GoA - meetings and external contract | 450 000,00 € | 0,00 € | 0,00 € | 0,00 € |
| 11 Financial Monitoring System and maintenance | 149 500,00 € | 30 404,85 € | 30 404,85 € | 7 297,16 € |
| 12 Programme evaluation | 80 000,00 € | 0,00 € | 0,00 € | 0,00 € |
| 13 Experts costs (legal etc.) | 55 000,00 € | 6 569,38 € | 6 569,38 € | 1 576,65 € |
| 14 Communication Plan | 466 000,00 € | 0,00 € | 0,00 € | 0,00 € |
| Total | 1 200 500,00 € | 36 974,23 € | 36 974,23 € | 8 873,82 € |

5. Information and publicity

On 8 and 9 December 2008 the ESPON MC approved the Communication Action Plan for 2009 detailing the number and type of actions that will be concretely implemented.

According to the Communication Plan 2007-2013 of the ESPON 2013 Programme, on April 2009 the ESPON MA sent the Communication Action Plan for 2009 to the EC for information purposes.

5.1 Publicity and Communications Activity undertaken to December 2009

During 2009 a key part of the drive to disseminate information towards potential beneficiaries and the general public has been the efficient cooperation and partnerships in a continuous and iterative process with the EC DG REGIO and DG COMM. The majority of the ESPON events, press releases, and news have been communicated through the main EC tools (announcements published at the Inforegio Website, press releases inserted at RAPID / the EC Pressroom, events published at the EU Calendar).

Another good example, which has been implemented in compliance with the Commission Regulation (EC) No 1828/2006, has been the involvement of the EC Representations to Member States. Several direct mailing campaigns towards them have been implemented and have demonstrated how close cooperation of this kind can work successfully.

In addition to that, for the dissemination of the Call 2009, a partnership started with the Europe Direct Information relays which provide EU information locally and regionally.

The communication activities are fully complementary with the Capitalisation Plan. The key messages of the Communication Plan have been channelled through media and action belonging to the Capitalisation Plan, such as the Website, Newsletters, seminars and workshops targeting the programme stakeholders.

For the year 2009, the MA, with the support of the ESPON CU, implemented the actions described below.

5.1.1 Information tools

Programme Manual

The Programme Manual is a beneficiaries' handbook which provides a detailed picture of the priorities, their background and objectives, the principles for applying, assessing, approving and monitoring projects. The relevant sections related to the Calls, which were launched on September 2009, have been finalised and approved by the MC.

The Programme Manual was disseminated at the launch of the Calls to the potential beneficiaries and published at the ESPON Website. It was also regularly updated and completed with relevant information as follows: project eligibility criteria, application procedure, project management and administration, project monitoring and publicity and information activities.

Applicants' package

The applicants' package was as well completed prior the opening of the Calls and regularly updated with the following documents: application form, Operational

Programme, Programme Manual and Regulation providing the legal framework for the ESPON 2013 funded operations.

Programme Management Support System (PMSS)

The PMSS implemented for the management of the ESPON 2013 programme and the monitoring of the funded operations – as requested in article 58 d) of Regulation (EC) 1083/2006 – has been further developed with additional functions. The computerized management system processes and stores information in a database about the projects and subsequently also information about the various priorities and measures on the programme level. The database serves as the main source for both quantitative and qualitative data on projects implementation project monitoring and achievement. Access rights to the system were made available for the programme authorities.

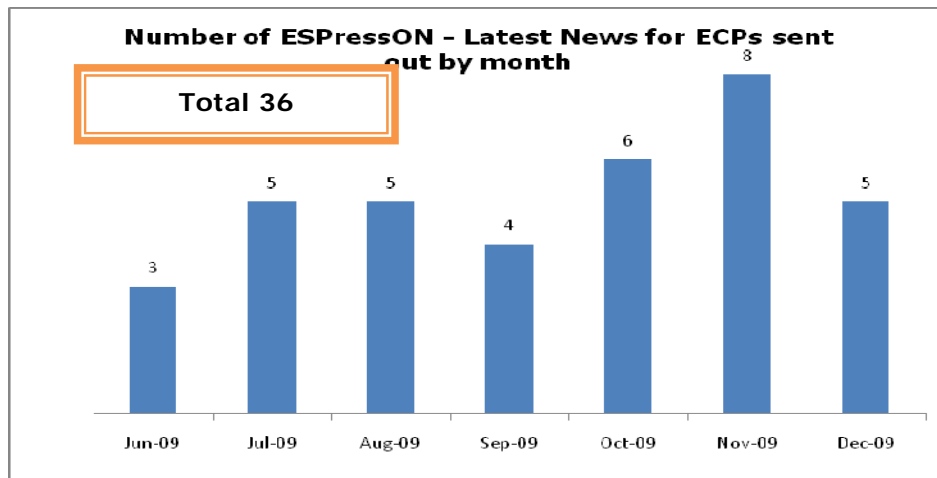
The ESPON Coordination Unit (CU)

The CU provided continuously information about the programme by telephone, fax and e-mail, via the web site as well as visits. External information requests were answered as well as documents provided on demand.

Programme Bodies, Beneficiaries, Stakeholders, ECP

As well as being a target group for internal communication within the Programme, the Programme bodies acted as a channel to reach beneficiaries, potential beneficiaries, policy makers, other stakeholders and the citizens. The ECP Network, which includes 30 Institutions from all the countries participating in the Programme, provided information about the programme as well as the calls.

Since June 2009, the ECP Network was continuously involved in the ESPON communication activities and informed through a new communication tool called ESPressON, which targeted the ECPs audiences in an effective way. The ESPressON is a direct mailing message containing the latest news in plain text with link to the relevant web pages at the ESPON Website. In 2009, 36 ESPressON were sent to the ECPs.



Internal information flow

In order to enable the flow of information between the various management units of the programme (i.e. between the CU, MA, CA, AA and MC), regular meetings and contacts between the different units and actors took place.

5.1.2 Communications tools

Publications

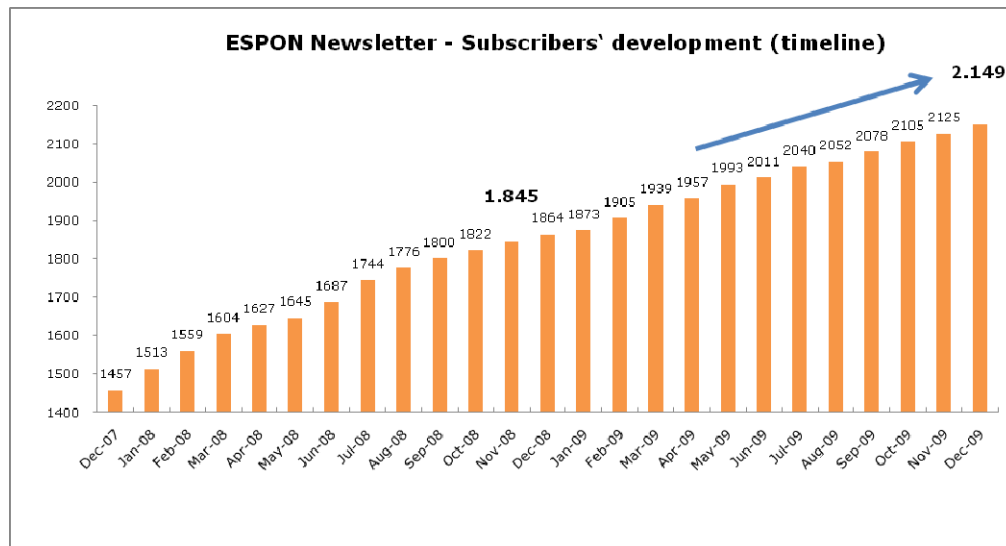
Information material for beneficiaries on the framework and purpose of actions, such as the Programme Manual and Application Pack, were published at the website and distributed at Info Day on Calls.

The production of some other publications, such as the corporate publications presenting the Programme and promoting the approved projects, was delayed due to the procurement process. In the framework of the Capitalisation Strategy, the procurement process on the tender for the Corporate Identity and Lay-Out was finalised in the second half of 2009. The ESPON 2013 Corporate Identity and its basic elements were presented at the MC in December 2009. Those elements cover the corporate colours, typography, name and symbol, EU Emblem and Publicity Statement and refer to e.g. publications, business cards, compliment slips, folder, letterheads, maps, PowerPoint presentations as well as the ESPON Website.

Newsletters

During 2009 seven Newsletters have been elaborated and disseminated via the mailing list and the ESPON Website.

The number of recipients of the Newsletters, which was 1.864 by December 2008, on December 2009 rose to 2.149, as the chart below shows.



The first Newsletter of the year, dated January, provided information on the following issues:

- main activities foreseen for the year;
- overview of the projects;
- open call for EoIs for the KSS;
- open calls for tenders (1- Capitalisation Strategy, 2- Corporate Identity and Lay-out, 3- Webservice and IT Solutions);
- Map of the Month (Population growth in EU and its neighbourhood);
- main decisions taken at the MC Meeting in December 2008;

- main points discussed at the ECPs Meeting in December 2008, such as the review of ECP activities at national/regional level, the scoping of projects envisaged capitalising on ESPON results in the transnational context);
- first issue on the publication “Territorial Observation”;
- vacancy at the ESPON CU;
- news on the number of the “ESPON Partner Café”, the platform to help potential partners in setting up TPGs that can submit proposals for ESPON projects;
- pre-announcement of the meeting for 1st Level Financial Controller;
- pre-announcement of the Financial Seminar on March 2009.

The second one, disseminated in March, provided information on the following issues:

- pre-announcement of the Workshop on Innovative Visualisation and Cartographic Language on April;
- pre-announcement of the Open Seminar “Regional Development Opportunities in the Global Economic Recession” in Prague during the Czech EU Presidency on June;
- statistics and roadmap for the call for EoI for the KSS;
- Financial Seminar on March 2009;
- news on the “ESPON Partner Café”;
- the availability of the Annual implementation Report 2007 at the ESPON Website;
- the participation of the ESPON Programme at the EU Seminar on Territorial Impact of EU Policy, organised by the Dutch Ministry of Housing, Spatial Planning and the Environment;
- pre-announcement of the workshop on June “Bridging Energy and Spatial Planning in Europe for 2030” organised in the framework of the ESPON Project “RERISK - Regions at Risk of Energy Poverty”;
- publication “A Territorial Impact Assessment of Territorial Cohesion for the Netherlands” from the ECP for Netherlands;
- in the framework of the cooperation with other networking Programmes, news from Urbact on the toolkit “URBACT II Local Support Group”.

The third one, dated April, provided the following information:

- news on the preparation of the next calls for proposals and EoI;
- announcement of the Open Seminar “Territorial Development Opportunities in the Global Economic Recession”, organised in cooperation with the Czech EU Presidency;
- announcement of the Open Workshop “Use of ESPON by European Institutions and Commission Services” on May, organised in cooperation with the EC DG Regio;
- Map of the Month (Potential Accessibility by air, Change of Relative Position of European Regions);
- Updated information on the following events: (1) Workshop on Innovative Visualisation and Cartographic Language on 2 April 2009, (2) EU Seminar on Territorial Impact of EU Policy, organised by the Dutch Ministry of Housing, (3) Working Party Meeting with EUROSTAT in Luxembourg on 12-13 March 2009, (4) Financial Managers Seminar on 31 March;
- updated statistics and roadmap for the call for EoI for the KSS;

- news on the “ESPON Partner Café”.

The fourth one, dated June, provided the following information:

- article on the global economic crisis as a hot topic discussed at the Open Seminar;
- feedback on the Open Seminar organised in cooperation with the Czech Presidency of the EU;
- pre-announcement on timing and themes of Calls to be launched in September;
- news on 2 Inception Reports from the projects;
- news on the project “ESPON Climate - Climate Change and Territorial Effects on Regions and Local Economies in Europe”;
- new ECPs confirmed by the MC;
- publication of the list of beneficiaries of the Programme;
- vacancy at the ESPON CU;
- participation at the “European Maritime Day Stakeholder Conference” in May
- updated overview of the “ESPON Partner Café”;
- News from the Regional Studies Association (RSA);
- News from URBACT on the opening of the Call for Proposals for the Creation of Thematic Networks and Working Groups.

Following the launch of the Calls for Proposals and EoIs, a special edition of the Newsletter, the fifth issue of the year, was released on September aimed at

- further stimulating pan-European interest for submitting proposals and expressing interest for all projects of the calls,
- promoting widely the calls to the potential beneficiaries.

The newsletter was set up in an interview style and project experts at the CU answered key questions on the content related to the main themes of the Calls and the projects involved.

Additional information on the Info Day were included as well as the events on the calls organised by the Czech and Italian MC Members in their countries.

The sixth one, dated October, provided the following information:

- News on the participation of ESPON at the Open Days organised by the EC in Brussels;
- Reminder on the open Calls;
- Pre-announcement on the Workshop on “Approaching New Functional Areas”;
- News from the ongoing Projects and Reports;
- new ECPs confirmed by the MC;
- open call for tender on printing;
- news from the Committee of the Regions on the consultation on “White Paper on Multilevel Governance”;
- News from Interreg and Urbact.

The seventh one, dated November, provided the following information:

- number of application received for the Calls launched on September and roadmap;

- pre-announcement of the new publication Territorial Observation No. 2 - Regional Accessibility Trends in Europe;
- pre-announcement of the Internal Seminar on 2-3 December 2009 in Sweden with the Swedish Presidency of the Council of the EU;
- pre-announcement of the ESPON Workshop at Regional Studies Association (RSA), Annual International Conference 2010;
- update information on the following events in November: (1) Workshop on “Approaching New Functional Areas”, (2) ESPON at the European Parliament Committee on Regional Development (REGI), (3) ESPON for European Regions - Meeting at the EC;
- new results and reports (final report of TIP TAP project, inception report of Euroislands project);
- Map of the Month (Performance of Less Accessible Regions);
- open call for tender on Capitalisation and Media Bureau;
- updated of registered potential partner under the “ESPON Partner Café”.
- News from INTERREG IVC

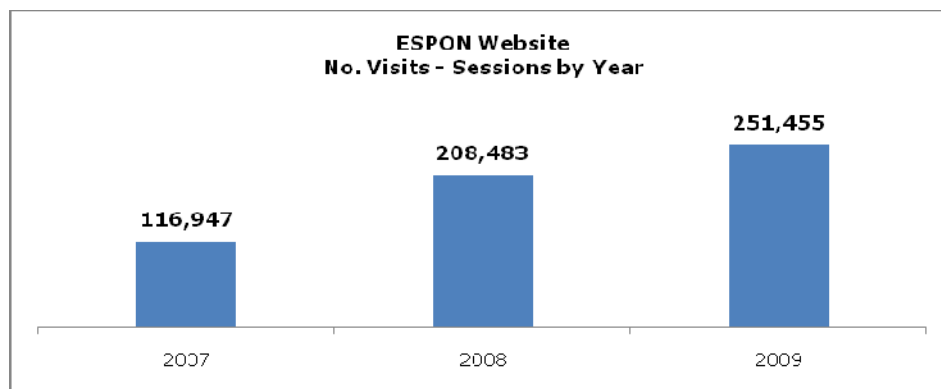
Website

Regular updating of the website was continuously done by the CU. The website was constantly filled with relevant information and data on e.g. ongoing activities and calls for proposals, as well as facts and figures about the programme and its implementation.

A more ambitious phase was implemented in 2009, in coordination with the further development of the website foreseen under Priority 4 dealing with Capitalisation. A call for tender “Webservice and IT solutions” was launched late 2008; the service provider was selected in the first half of 2009 and the contract started end 2009 in order to launch the new Website early 2010. The ESPON CU demonstrated the new Website to the MC Members at the meeting in December.

During 2009 more than 250.000 visits were counted on the Website, with the highest number of visits on September and October due most probably to the open Calls.

This figure represents a slight increase in similar figure for 2008 (about 208.000).



ESPON Intranet

The intranet was regularly updated in order to enable the flow of information from the authorities of the programme and between the different programme bodies' members.

Media

The main objective of the media activities in 2009 was to raise awareness of the ESPON 2013 Programme, to communicate the findings and increase the knowledge about the Programme, to the benefit to policy makers, stakeholders, and potential beneficiaries as well as the general public. Media activities carried out during 2009 by the CU included collecting contacts, preparing press releases and contacting press/institutions to encourage involvement and dissemination of findings and activities.

The CU has improved the service to the media by producing several press releases focusing on events and activities, by coordinating more closely with the EC DG COMM disseminating the press releases through the Pressroom RAPID also in other main EU languages and by publishing the main events at the online EU Calendar.

Some outcomes of the media activities for 2009 can be summarized as follows:

- In 2009 in the framework of the Capitalisation Plan, the CU elaborated and disseminated 12 press releases mainly targeting the general public, the potential beneficiaries and the relevant media as follows:
 - January, “Migration plays a key role for population growth in European regions”, press release on the Publication “Territorial Observation No1”
 - February, “Innovative Visualisation and Cartographic Language related to the European Territorial Dynamics and Cohesion”, press release about the Workshop in April;
 - April, “Territorial Development Opportunities in times of Global Economic Recession”, press release on the Open Seminar;
 - May, “ESPON Supports Territorial Development and Cohesion Policy”, press release on the outcome of the Workshop in May;
 - May, “Progress on Tool for Territorial Impact Assessment and First Maps on Vulnerability of European Regions related to Energy”, press release on new evidence from ESPON Projects ReRISK and TIP TAP;
 - June, “The Economic Crisis, European Regions and Cities”, press release on results of the Open Seminar;
 - July, “ESPON Progress on Demography, Development Opportunities in Rural Areas and Orientations for Cities”, press release on new evidence from ESPON Projects DEMIFER, EDORA, FOCI;
 - July, “First Results of the ESPON 2013 DATABASE”, press release on new evidence from the ESPON Project;
 - August, “New ESPON Calls”, press release on the new funding opportunities;
 - September, “New ESPON Calls: up to 14.910.000 Euro for Research Proposals and Expression of Interests”, press release at the opening of the calls;
 - December, “ESPON takes major step on innovative knowledge and practical tools for regions and cities”, press release on the new evidence from the Seminar in Sweden;

- December, “Accessibility of European regions and cities has improved during 2001-2006”, press release on the Publication “Territorial Observation No2”.

The Press Releases were disseminated as follows:

- published online at the ESPON Website/Press,
- directly sent out to journalists, the EC Representations to MS, in some cases the EU Delegation in the world (i.e. for Publications),
- disseminated via the EC Pressroom “Rapid” and translated in several languages:
 - Reference: MEMO/09/10 Date: 15/01/2009, <http://europa.eu/rapid/pressReleasesAction.do?reference=MEMO/09/10&format=HTML&aged=0&language=EN&guiLanguage=en>
 - Reference: MEMO/09/70 Date: 17/02/2009, <http://europa.eu/rapid/pressReleasesAction.do?reference=MEMO/09/70&format=HTML&aged=0&language=EN&guiLanguage=en>
 - Reference: MEMO/09/205 Date: 24/04/2009, <http://europa.eu/rapid/pressReleasesAction.do?reference=MEMO/09/205&format=HTML&aged=0&language=EN&guiLanguage=en>
 - Reference: MEMO/09/230 Date: 11/05/2009, <http://europa.eu/rapid/pressReleasesAction.do?reference=MEMO/09/230&format=HTML&aged=0&language=EN&guiLanguage=en>
 - Référence: MEMO/09/247 Date: 25/05/2009, <http://europa.eu/rapid/pressReleasesAction.do?reference=MEMO/09/247&format=HTML&aged=0&language=EN&guiLanguage=fr>
 - Reference: MEMO/09/310 Date: 01/07/2009, <http://europa.eu/rapid/pressReleasesAction.do?reference=MEMO/09/310&format=HTML&aged=0&language=EN&guiLanguage=en>
 - Reference: MEMO/09/324 Date: 08/07/2009, <http://europa.eu/rapid/pressReleasesAction.do?reference=MEMO/09/324&format=HTML&aged=0&language=EN&guiLanguage=en>
 - Référence: MEMO/09/340 Date: 16/07/2009, <http://europa.eu/rapid/pressReleasesAction.do?reference=MEMO/09/340&format=HTML&aged=0&language=EN&guiLanguage=fr>
 - Reference: MEMO/09/359 Date: 05/08/2009, <http://europa.eu/rapid/pressReleasesAction.do?reference=MEMO/09/359&format=HTML&aged=0&language=EN&guiLanguage=en>
 - Reference: MEMO/09/403 Date: 22/09/2009, <http://europa.eu/rapid/pressReleasesAction.do?reference=MEMO/09/403&format=HTML&aged=0&language=EN&guiLanguage=en>
 - Reference: MEMO/09/552 Date: 15/12/2009, <http://europa.eu/rapid/pressReleasesAction.do?reference=MEMO/09/552&format=HTML&aged=0&language=FR&guiLanguage=en>
 - Reference: MEMO/09/561 Date: 17/12/2009, <http://europa.eu/rapid/pressReleasesAction.do?reference=MEMO/09/561&format=HTML&aged=0&language=FR&guiLanguage=en>
- ESPON news, press release and announcements have been covered also by the following institutions:
 - the EC Inforegio Website (languages: EN, FR, DE, ES, IT, PL),

- some of the EU Delegation (i.e. the Delegation of the EU to the Republic of Kazakhstan the EC Delegation to Australia),
- some of the EC Representations in the EU (i.e., EC Representations to Ireland, Greece, Denmark),
- some of the European regions, Media web agencies, European Programmes and Institutions.

5.1.3 Targeted activities and actions/Events

324 participants were counted in the 3 events organised in 2009 in the framework of the Communication Plan: the Seminar for 1st Level Financial Controller in cooperation with URBACT (54 participants from the central approbation bodies and FLC of centralized control systems), the Info Day on New Calls and Partner Café in September (239 participants) and the Financial Managers Seminar in March (31 participants).

Seminar for 1st Level Financial Controller

On 22 January the CU, in cooperation with URBACT, organised a seminar for the first level controllers on financial and control issues. The seminar aimed at setting up a common framework and minimum quality requirements for the implementation of controls according to Article 16 of Reg. 1080/2006. During the meeting a common guidelines and templates for the certification of expenditure were as well presented and agreed among all participating countries. With this meeting the MA, assisted by the AA, aimed at improving financial management of the programme and ensuring the correct certification of expenditure. 54 participants attended the event.

Financial Managers Seminar

The second ESPON Financial Managers Seminar took place on 31 March 2009 in Brussels. More than 30 people participated to the event, representing mainly financial managers of Lead and Project Partners of approved ESPON 2013 Projects under the second round of calls launched in August 2008.

Information about e.g. eligibility rules, programme manual, subsidy contract, reporting and monitoring procedures were given, as well as information about publicity requirements, administrative, legal and practical matters of relevance concerning project coordination and management.

2009 Annual Event - ESPON Info Day on New Calls and Partner Café

The Calls for Proposals and EoIs were presented during a day of information for potential beneficiaries which took place in Brussels on 16 September 2009.

More than 230 potential beneficiaries attended the event, among them policy makers, scientists, experts, representatives of universities around Europe and national, regional and local authorities.



The purpose of the event was two-fold:

- to support the launch of the 5 Calls for Proposals and EoIs including the new funding opportunities and the conditions for applying;
- to promote networking possibilities between potential project partners and to inspire new projects on the main topic proposed for the event.

Representatives from the EC DG Regio and the Swedish ESPON MC Member presented the policy demand behind the need for further ESPON results.

Representatives of stakeholders and scientists presented their experience in being part of the ESPON Programme.



Participants learnt about opportunities for taking part in ESPON project activities, the content of the calls, the eligibility criteria and the modalities for applying.

In the afternoon the programme included an ESPON Partner Café creating a forum for dialogue between potential project partners for setting up TPGs. Participants had the opportunity to discuss on common interest in ESPON Calls.

Participation in external events

The ESPON CU and the MA participated at the following different major conferences/events in order to present the ESPON 2013 Programme, the available funding opportunities, the progress in the implementation of the Programme:

- Belgium – Brussels, 23 January. Information Session Benelux Parliament
- Belgium – Brussels, 27 January. Nordic Council of Ministers representatives
- Belgium – Brussels, 29 January. Inspire Meeting
- Czech Republic - Prague, 3 February. NTCCP meeting - Network of Territorial Cohesion related Contact Points
- Belgium – Brussels, 27 February. Meeting at the representation of Saxony-Anhalt

- Belgium – Brussels, 3 March. Meeting with French regional officers
- The Netherlands, 3 March. TA Action : TIA Seminar
- Belgium – Brussels, 11 March. INTERACT Evaluation Laboratory Group
- Luxembourg, 12 March. EUROSTAT Meeting
- Sweden – Malmoe, 19 and 20 March. EC workshop on clusters
- Czech Republic - Prague, 27 March. International conference “Integrated local development”
- France – Paris, 30 March. OECD Regional Policy forum
- Belgium – Brussels, 31 March. Working Group Territorial Cohesion and Urban Matters (TCUM)
- Hungary – Budapest, 16 April. Working group for the update of the TSP and for the review of the TA
- Czech Republic - Tábor, 3 and 4 May. Conference 20/5 Years After
- Belgium – Brussels, 5 May. Cross-border Polycentric Metropolitan Regions “From theory to practice”
- Czech Republic – Prague, 18 May. Meeting of General Directors on Territorial Cohesion
- Italy - Rome, 19 May. European Maritime Day Stakeholder Conference
- Belgium – Brussels, 25 May. Seminar Land Use modelling (MOLAND)
- Belgium – Brussels, 15 June. EC INFORM Meeting
- Italy – Rome, 10 July. Meeting with National Authorities on Regional Policy
- France - Lille, 2 September. Territorial Cooperation Objective - Meeting of the paneuropean programmes
- Belgium – Brussels, 23 September. Coordination Committee of Funds (COCOF) Meeting
- Belgium – Brussels, 24 September. Working Group Territorial Cohesion and Urban Matters (TCUM)
- Belgium – Brussels, 7 October. Open Days
- The Netherland – Rotterdam, 8 October. INTERREG IVB North West Europe annual event
- Luxembourg, 8 October. Meeting with EUROSTAT
- Sweden – Stockholm, 20 October. Network of Territorial Cohesion Contact Points (NTCCP) Meeting
- Spain - Bilbao, 22 October. INNOT09 - Innovation in Spatial Development
- Belgium – Brussels, 29 October. Coordination Committee of Funds (COCOF) Meeting
- Belgium – Brussels, 3 November. European Territorial Cooperation Programmes meeting

- Belgium - Brussels, 4 November. The European Parliament - Committee on Regional Development (REGI)
- Belgium - Brussels, 18 November. EC Meeting with representatives of regional offices in Brussels
- Luxembourg, 18 November. ESRI BeLux Conférence Utilisateurs
- Belgium – Brussels, 19 and 20 November. Workshop “Towards an Integrated Urban Monitoring in Europe”
- Sweden – Kiruna, 10 and 11 December. Conference on Cohesion Policy and Territorial Development: Make Use of the Territorial Potential!
- Belgium – Brussels, 15 December. Coordination Committee of Funds (COCOF) Meeting
- Sweden – Kiruna, 17 December. Working Group Territorial Cohesion and Urban Matters (TCUM)

Flying the EU flag

For one week, starting 9th May, the MA flew the flag of the EU in front of its premises. All year round the ESPON CU flies the EU flag in front of its premises.



List of beneficiaries

The list of the beneficiaries has been published on the Website, together with the names of the operations and the amount of public funding allocated to each single operation. The list has been updated periodically after each binding decision of the MC.

Promotional material

The production of the promotional material was delayed due to the procurement process. In the framework of the Capitalisation Strategy, the procurement process on the tender for the Corporate Identity and Lay-Out was finalised in the second half of 2009. The Call for tender Capitalisation and Media Bureau was launched end 2009.

In the meanwhile the followings materials were produced and disseminated during the annual events: Operational Programme Book, Applicants` Package and Info Pack.

5.2. Evaluation

With the aim of (1) verifying whether or not the objectives set at the beginning of the action were achieved; (2) determining whether or not the organisation and the content of the action met the needs and expectations of the target; (3) facilitating learning from experience, thereby making it possible to adjust or modify future actions; (4) providing quantitative and qualitative information which can be used in reports, in newsletters or transmitted to the media as press releases, the ESPON CU monitored and evaluated the implementation of the Financial Managers Seminar. The evaluation was based on brief questionnaire and the results showed a positive assessment of the event.

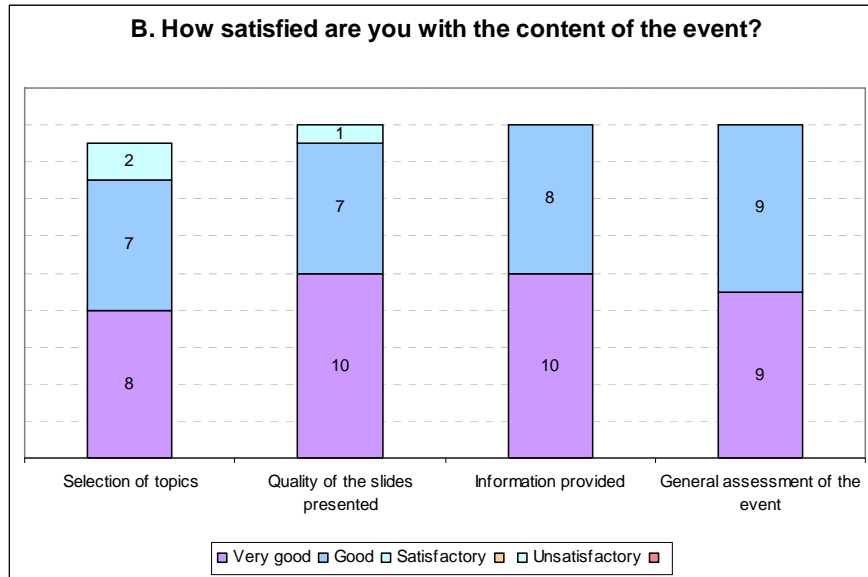
Financial Managers Seminar

A total of 18 questionnaires were completed. The following are the salient points of the results:

- 74% of the respondents claimed that the registration process is simple;
- 78% claimed that the duration of the event was appropriate;
- there was good level of satisfaction with the organisation:



- and the level of satisfaction with the content was very good/good level:



- Among the **remarks** given, the usefulness of the event, the opportunity to share “good practices” with other financial managers was claimed.
- Among the **strong points** given, the speakers and contents, the information provided, were mostly claimed.
- Among the **weak points** given, the majority of responded claimed that the agenda was overload (“too much information for one day”).