

Inspire Policy Making with Territorial Evidence

Thematic session III: The role of ESPON Programme in decarbonisation and in SDGs

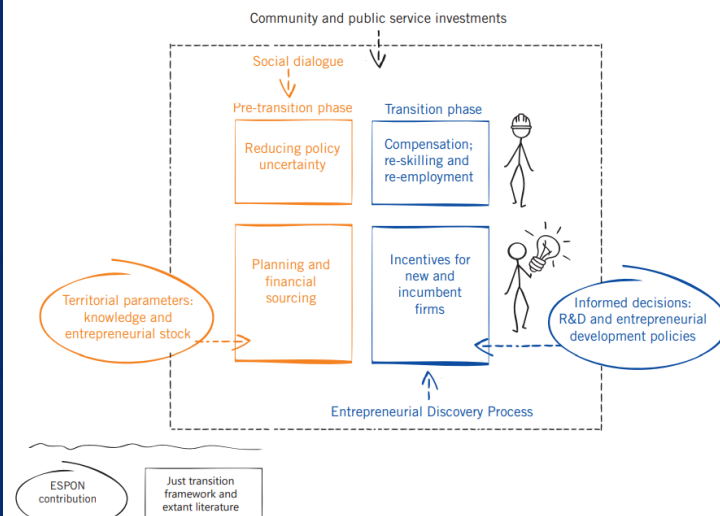
Some ESPON studies related to decarbonisation

- ESPON QoL – Quality of life
- **ESPON LOCATE** – Low carbon economies
- ESPON FUTURES – What if scenarios (what if 100% of energy production would be renewable).
- ESPON GRETA – Green Infrastructure and ecosystem services
- ESPON CIRCTER – Circular economy
- ESPON TITAN – Impact of natural disasters
- ESPON QGasSP – GHG impact assessment method for Spatial Planning Policy

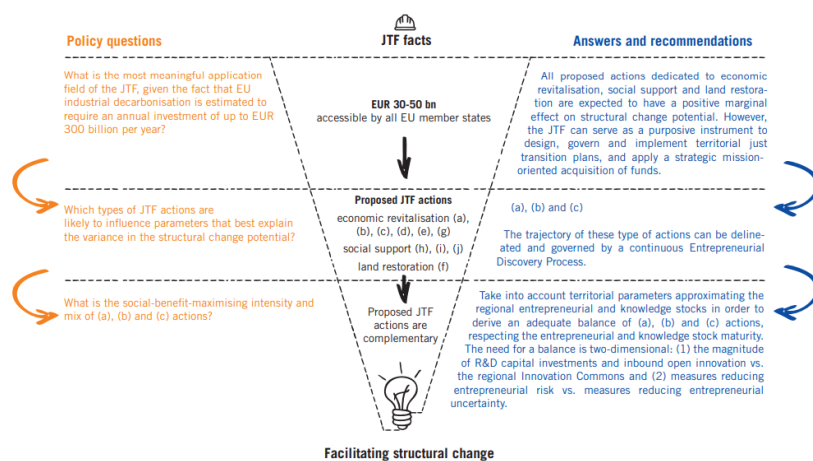
Some ESPON studies related to decarbonisation



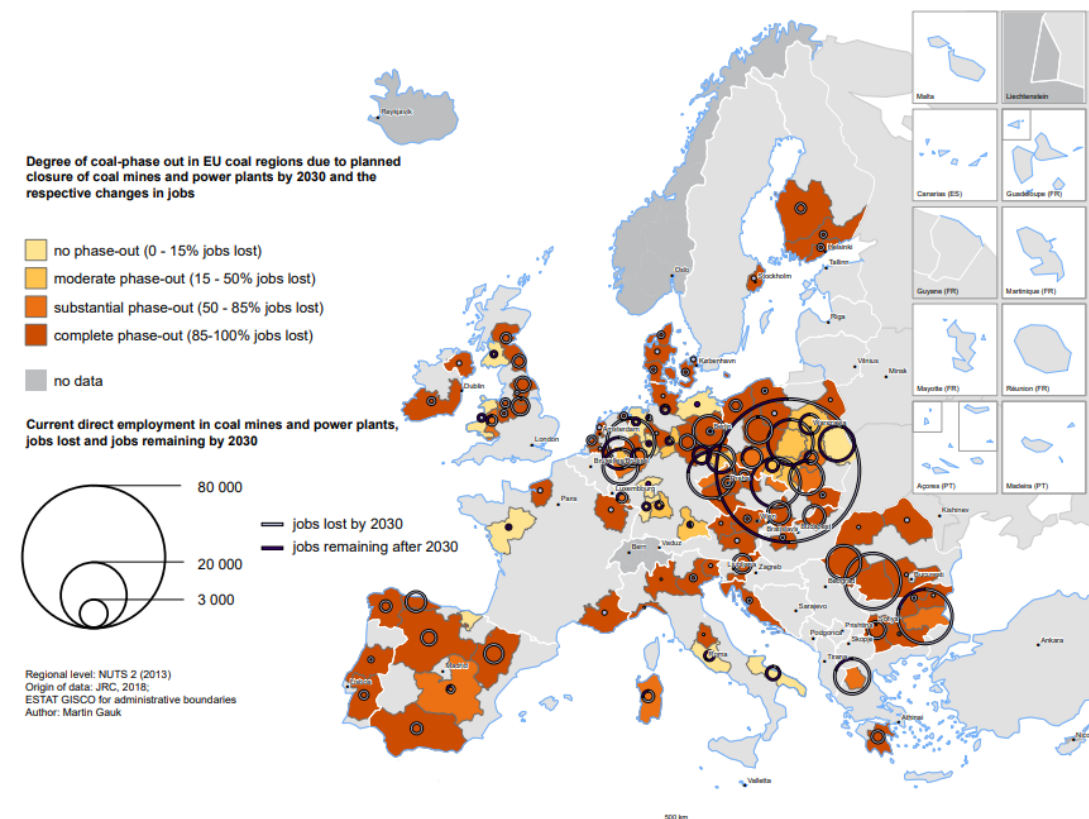
Extended framework for just transition based on Harrahill and Douglas (2019)



Policy questions, answers and recommendations in a nutshell



Estimated job losses in coal phase-out regions by 2030



Some ESPON studies related to structural transformation

- ESPON EMPLOY – Geography of new employment dynamics
- ESPON FDI – Foreign direct investments
- ESPON CIRCTER – Circular economy
- ESPON SME – Small and medium sized enterprises
- ESPON T4 – Technological transformation and industry 4.0
- **ESPON ESCAPE** – Shrinking rural regions

Some ESPON studies related to structural transformation

4.0 technological transformations

Main manifestations of 4.0 technological transformations, 2009–2016

Transformations most profound in the service sector

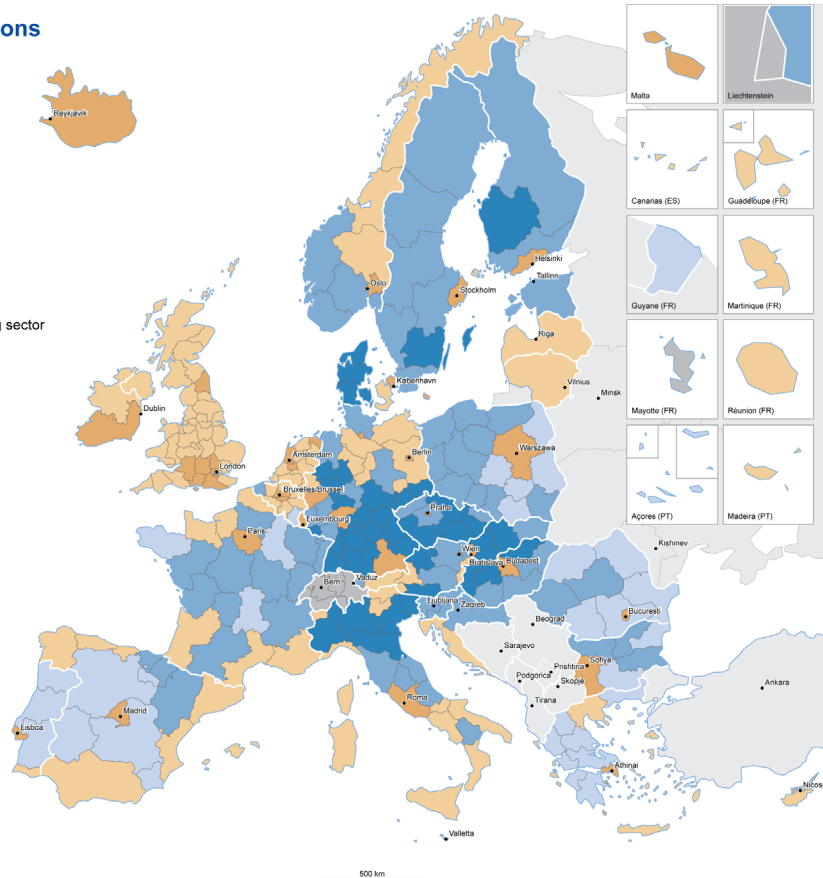
- Servitisation
- Digitalisation of traditional services

Transformations most profound in the manufacturing sector

- Industry 4.0
- Robotisation of traditional manufacturing
- Niches of robotisation

no data

Regional level: NUTS 2 (2013)
Origin of data: OECD-REGPAT, ORBIT, EUROSTAT, 2019;
ESTAT GISCO for administrative boundaries

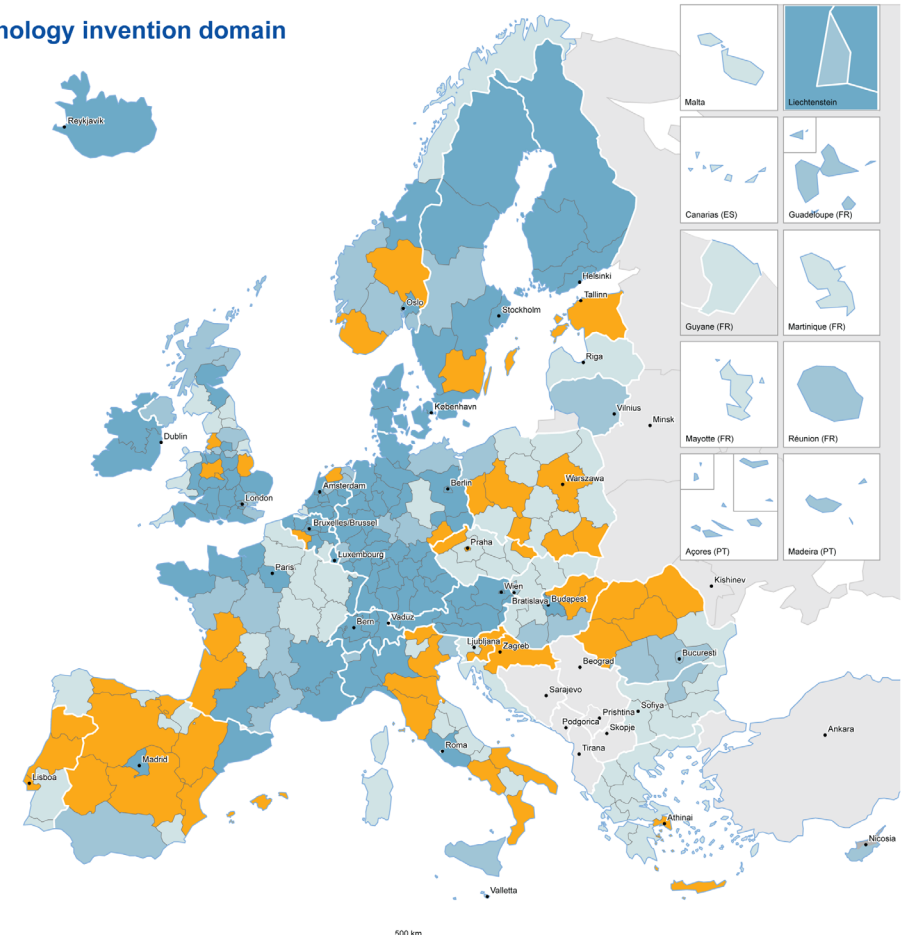


Spatial trends in the 4.0 technology invention domain

Taxonomy of 4.0 technology inventing regions, 2010–2015

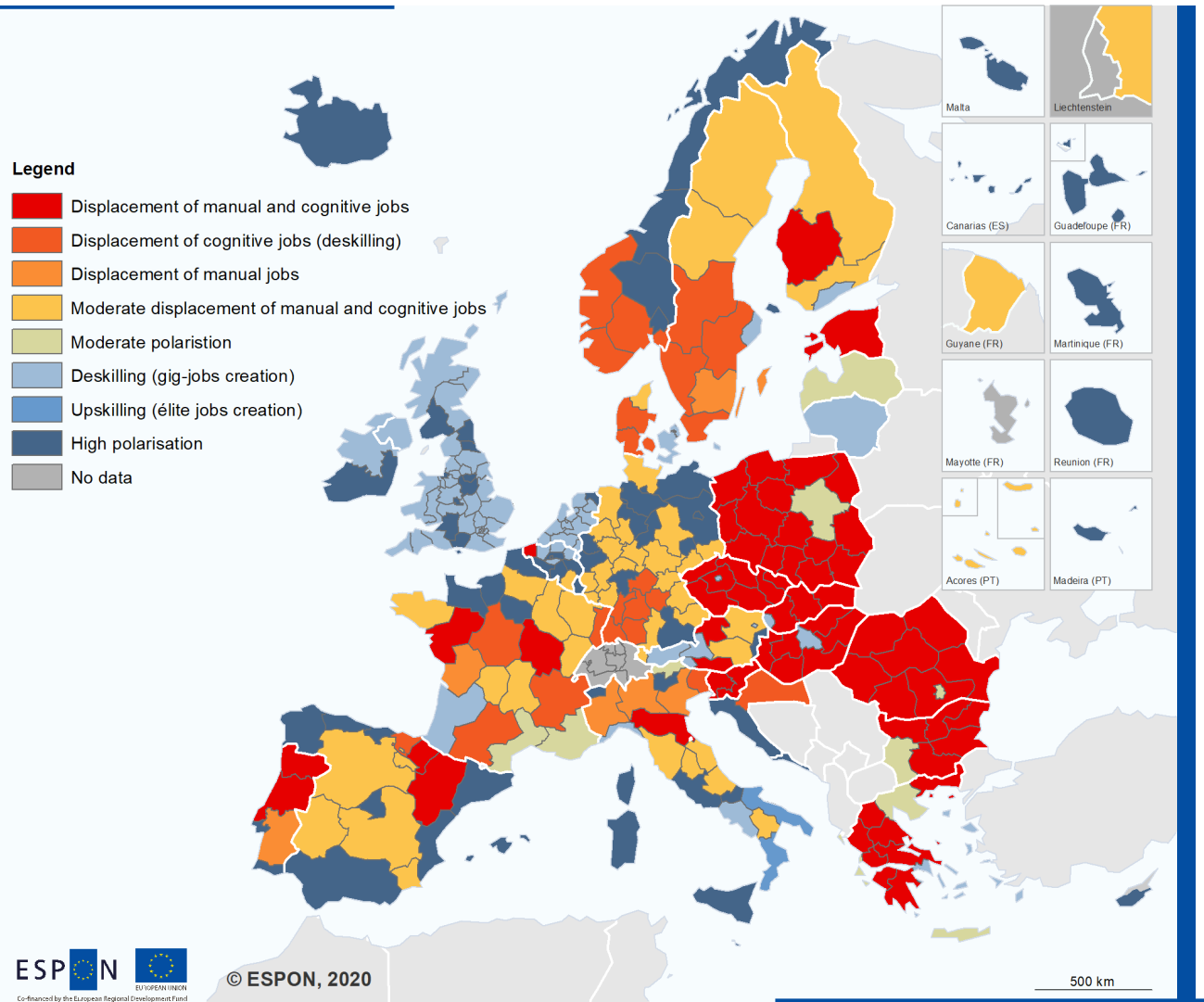
- Low tech
- Technology falling behind
- New islands of innovation
- Technology leaders

Regional level: NUTS 2 (2013)
Origin of data: OECD-REGPAT, ORBIT, EUROSTAT, 2019;
ESTAT GISCO for administrative boundaries



Some ESPON studies related to structural transformation

Regional job creation and job replacement by skill level, 2013-2018



ESPON work related to SDGs

The screenshot shows the ESPON Sustainable Development Goals localising tool interface. On the left, a dark blue sidebar contains the ESPON logo and the text 'SUSTAINABLE DEVELOPMENT GOALS'. Below this, it says 'ESPON's SDGs localising tool' and describes the tool's purpose: 'The SDGs localising tool offers support to local and regional governments in localising and achieving the SDGs. It presents indicators to measure and monitor the SDGs and benchmark similar regions.' A 'FIND OUT MORE' button is located below the description. At the bottom of the sidebar, it asks 'What are Sustainable Development Goals'. The main content area has a light blue background with a navigation bar at the top containing 'HOME', 'ABOUT', 'BENCHMARK', and 'LIBRARY'. Below the navigation bar is a section titled 'Choose Sustainable Development Goal' which displays a grid of 17 SDG icons. Each icon is a colored square with a white icon and text. The icons are arranged in four rows: the first row has 5 icons, the second and third rows have 4 icons each, and the fourth row has 2 icons. Below the grid, there is a paragraph of text explaining the SDGs: 'The SDGs, adopted by the UN General Assembly in 2015, provide a new framework for action, aiming at ending all forms of poverty, fighting inequalities and promoting sustainable development. They are divided into 17 interconnected goals which relate to social, economic and environmental aspects. The SDGs are being mainstreamed in all levels of policy-making, and are becoming a key reference for SDGs both in its internal and external policies.' At the bottom of the main content area, the ESPON logo and the navigation bar are repeated.

ESPON | SUSTAINABLE DEVELOPMENT GOALS

ESPON's SDGs localising tool

The SDGs localising tool offers support to local and regional governments in localising and achieving the SDGs. It presents indicators to measure and monitor the SDGs and benchmark similar regions.

[FIND OUT MORE](#)

What are Sustainable Development Goals

HOME ABOUT BENCHMARK LIBRARY

Choose Sustainable Development Goal

1 NO POVERTY	2 ZERO HUNGER	3 GOOD HEALTH AND WELL-BEING	4 QUALITY EDUCATION	5 GENDER EQUALITY
6 CLEAN WATER AND SANITATION	7 AFFORDABLE AND CLEAN ENERGY	8 DECENT WORK AND ECONOMIC GROWTH	9 INDUSTRY, INNOVATION AND INFRASTRUCTURE	10 REDUCED INEQUALITIES
11 SUSTAINABLE CITIES AND COMMUNITIES	12 RESPONSIBLE CONSUMPTION AND PRODUCTION	13 CLIMATE ACTION	14 LIFE BELOW WATER	15 LIFE ON LAND
16 PEACE, JUSTICE AND STRONG INSTITUTIONS	17 PARTNERSHIPS FOR THE GOALS			

The SDGs, adopted by the UN General Assembly in 2015, provide a new framework for action, aiming at ending all forms of poverty, fighting inequalities and promoting sustainable development. They are divided into 17 interconnected goals which relate to social, economic and environmental aspects.

The SDGs are being mainstreamed in all levels of policy-making, and are becoming a key reference for SDGs both in its internal and external policies.

ESPON

Home About Benchmark Library

Is my region making progress?

How does my region compare to other similar regions?

Which regions in Europe can be an inspiration for my region?

SDGs

GOAL 4: QUALITY EDUCATION

Indicator

EARLY LEAVERS FROM EDUCATION AND...

my region

- SELECT YOUR REGION -

Similar regions by

- SELECT COMPARISON MEASURE -

Early leavers from education and training by sex

Tertiary educational attainment, age group 25-64 by sex and NUTS 2 regions

Employment rates of young people not in education and training by sex, educational attainment level, years since completion of highest level of education and NUTS 2 regions

Goal 4: Quality education → Early leavers from education and training by sex

Lorem ipsum dolor sit amet, offendit delectus elaboraret ius in. Magna nonumes at sea. Ei eos mundi sonet, ex probatus dignissim eloquentiam est, feugiat moderatius ea nec. Ei eum malis vivendum, assum summo primis mea te. Facete partiendo laboramus vim ea. Quando ceteros prodesset in vim, te debet regione mel.



🔗 Check out relevant initiatives in Europe

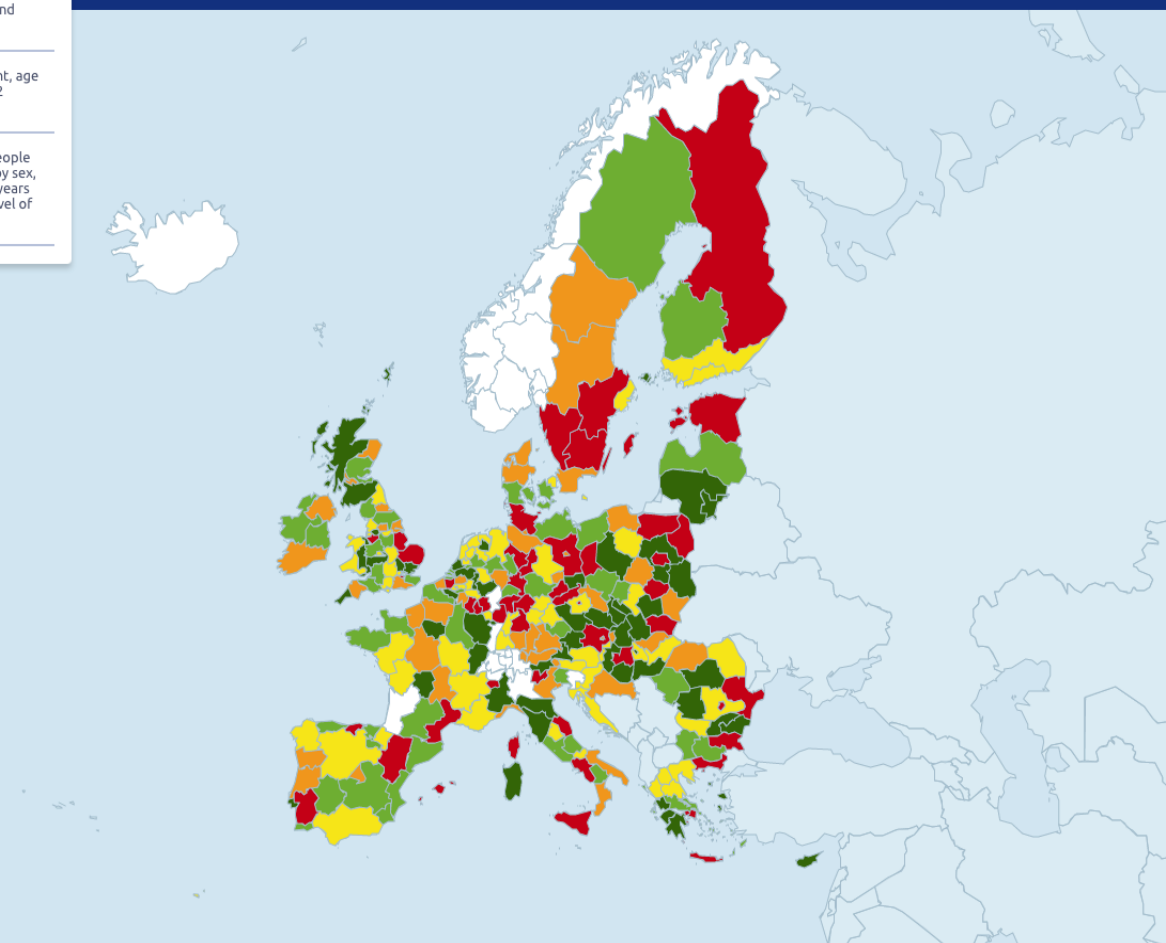
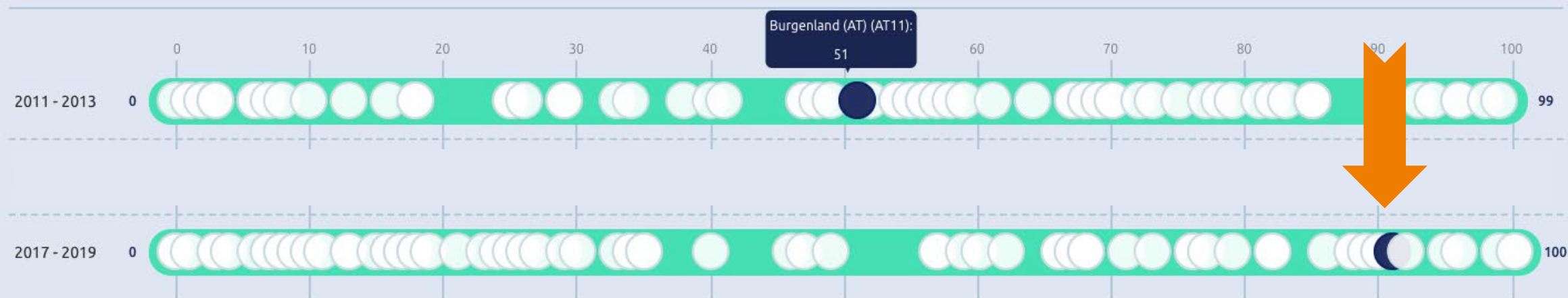


Chart #2

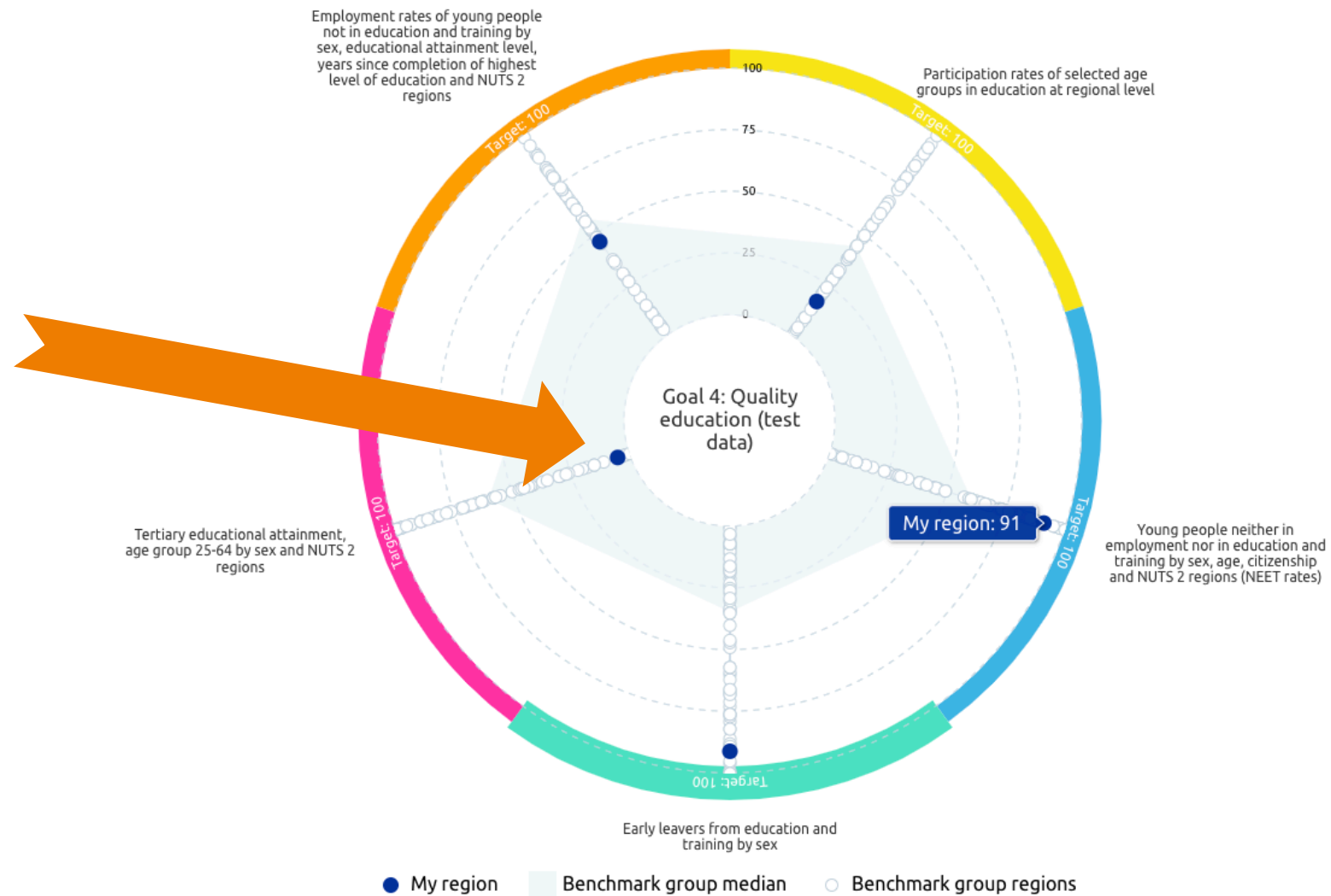
Indicator

EARLY LEAVERS FROM EDUCATION AND... ▼



Benchmark

Chart #1





EUROPEAN UNION

Co-financed by the European Regional Development Fund

Inspire Policy Making with Territorial Evidence

// Thank you

Martin Gauk, ESPON EGTC