ESPON

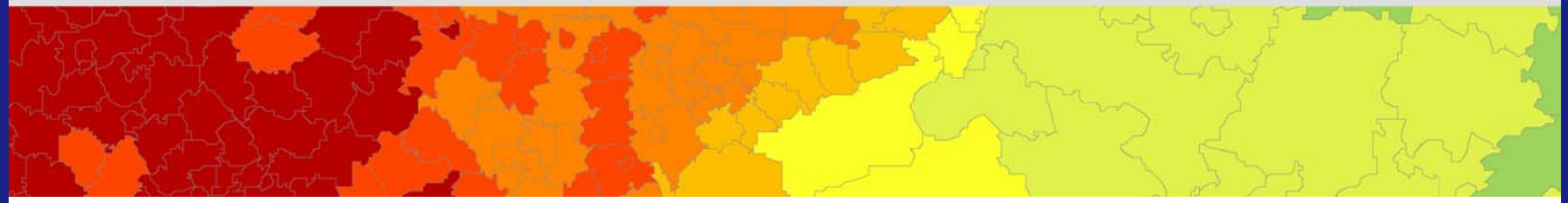

Policy Demands towards the ESPON 2013 Programme

ESPON Info Day and Partner Café,
Brussels 16 September 2009

Sverker Lindblad
Ministry of Enterprise, Energy and Communications, Sweden

EUROPEAN UNION
Part-financed by the European Regional Development Fund
INVESTING IN YOUR FUTURE

Why do we need more territorial analyses and evidence?

- Limited budgets for regional development
- Policy development at different territorial levels
- Each region is unique and need specific solutions, but…
- there is always something to learn from others
- Complex and changing challenges that affects regions
- Changing regional contexts and territorial cooperations

ESPON

What is a good regional analysis?

- Territorial context – **Which** regions(s)?
  - Administrative or functional regions
  - Regions with specific characteristics (islands, mountains, etc)
  - Regional context (e.g. macro regions, Europe in the world)
- Quantitative/statistical analysis – **How** is the development?
  - Current situation and development over time
  - Comparative analysis (with comparable regions)
  - Forecasts/scenarios – consequence analyses
- Qualitative analysis – **Why** is it so?
  - Case studies
  - Questionnaires and interviews
- Policy analysis – **What** can we do better and how?

What is the user demand on ESPON 2013?

User demand depends on:

- Who are the users and what are the questions?
  - Different levels (European, macro-regional, national, regional, local)
  - Specific types of regions (mountains, islands, sparsely populated, cities, cross-border)
  - Different questions (policy development, programming)
- "Knowledge about knowledge"
  - What kind of questions are possible to answer?
  - Where can I find the answers?
  - Can I trust the answers?
  - Is there new knowledge ahead?
- Mutual learning between users and analysts
  - Targeted analyses (ESPON Priority 2)

ESPON 2013

Some requests for the future…,

but first, remember that…,

"maps are nice, but can be hard to interpret and easily hides weaknesses in the statistics"

Go beyond NUTS 2 and 3 – functional regions if possible

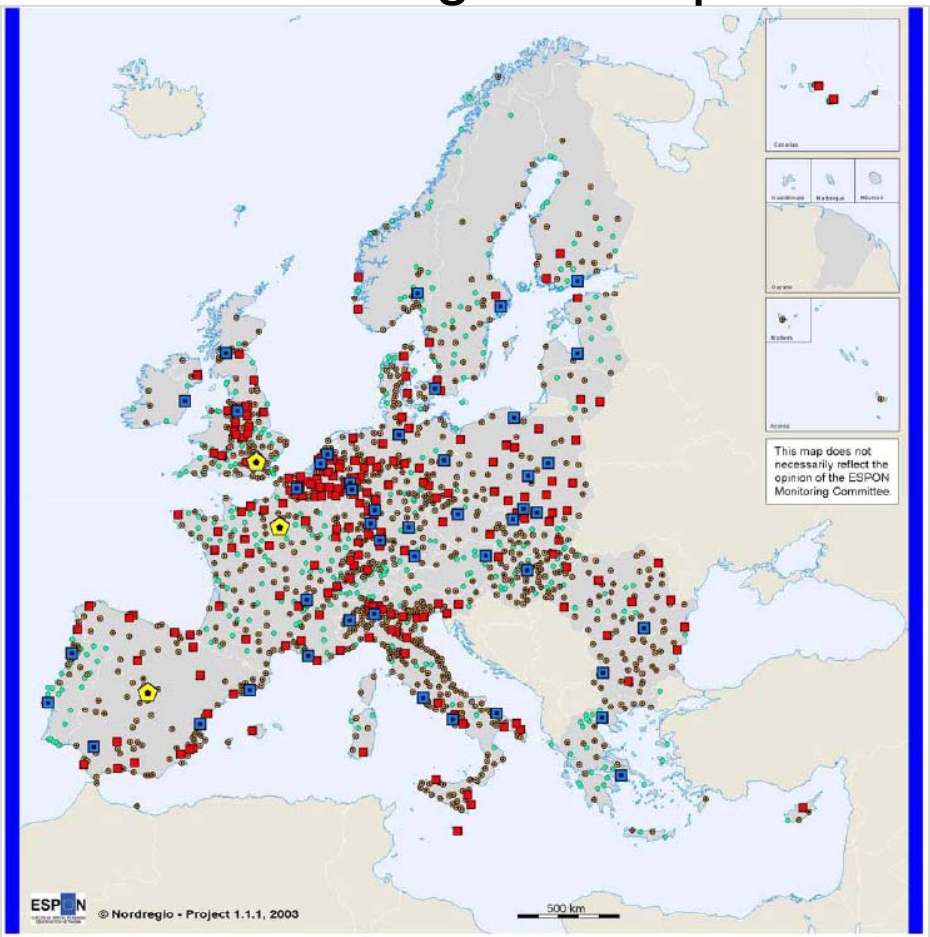

Total FUA population in FUAs with more than 20 000 inhabitants 2000-2001

Geographical Base: Eurostat GISCO

- > 5 million inhabitants
- 1-5 million inhabitants
- 250 000-1 million inhabitants
- 50 000-250 000 inhabitants
- < 50 000 inhabitants

Origin of data: National Statistical Offices, National experts

Source: Nordregio

Regional performance according to shifting assets – under or over performing regions

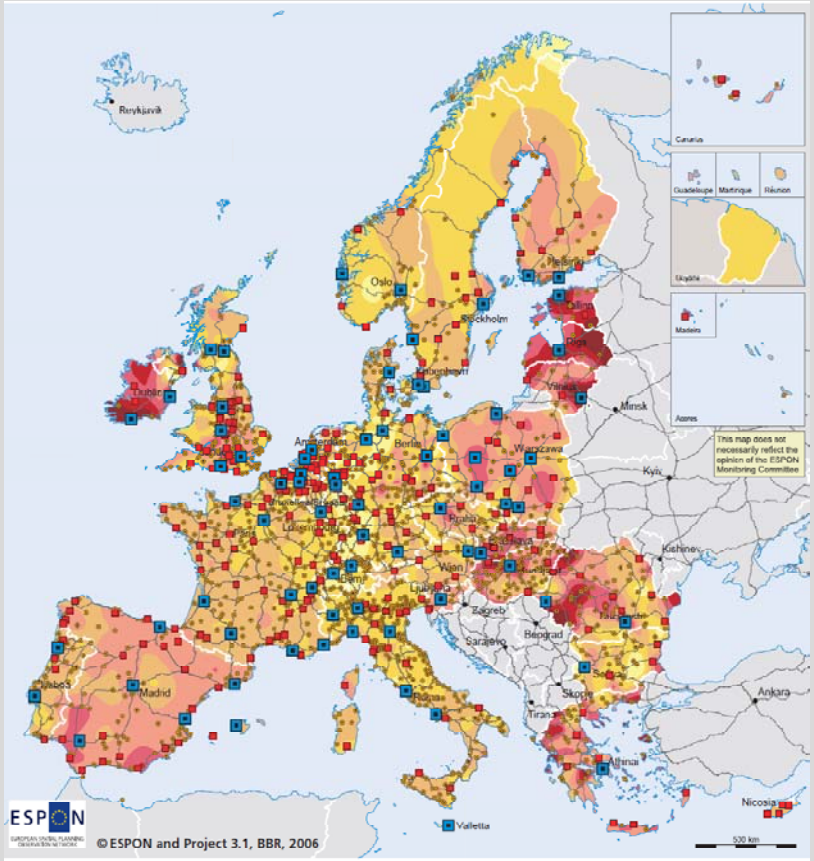

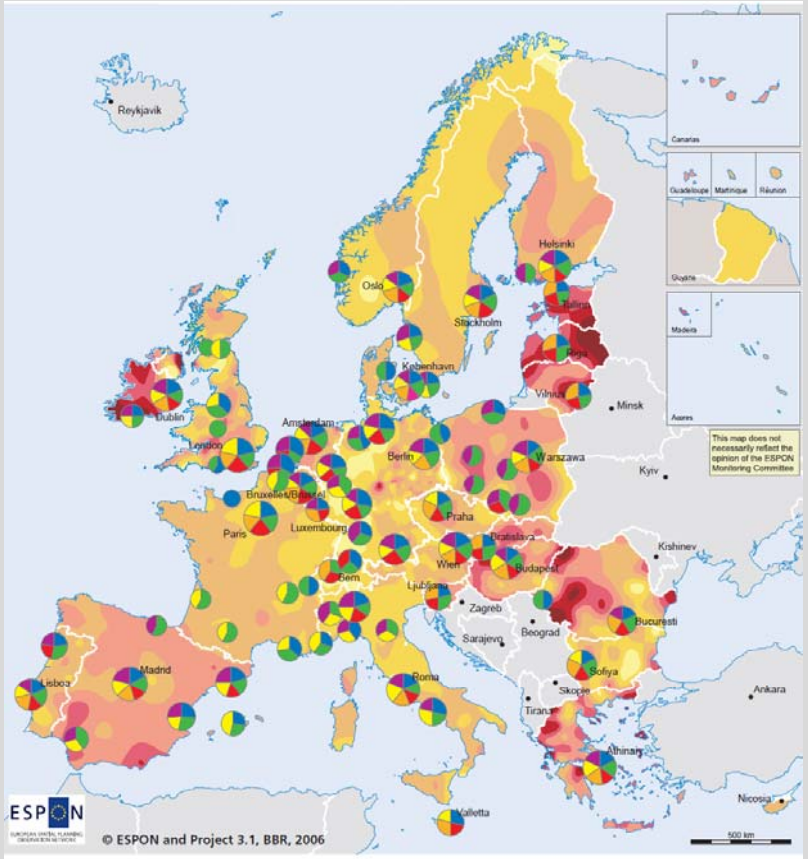

New territorial contexts – macro regions and…

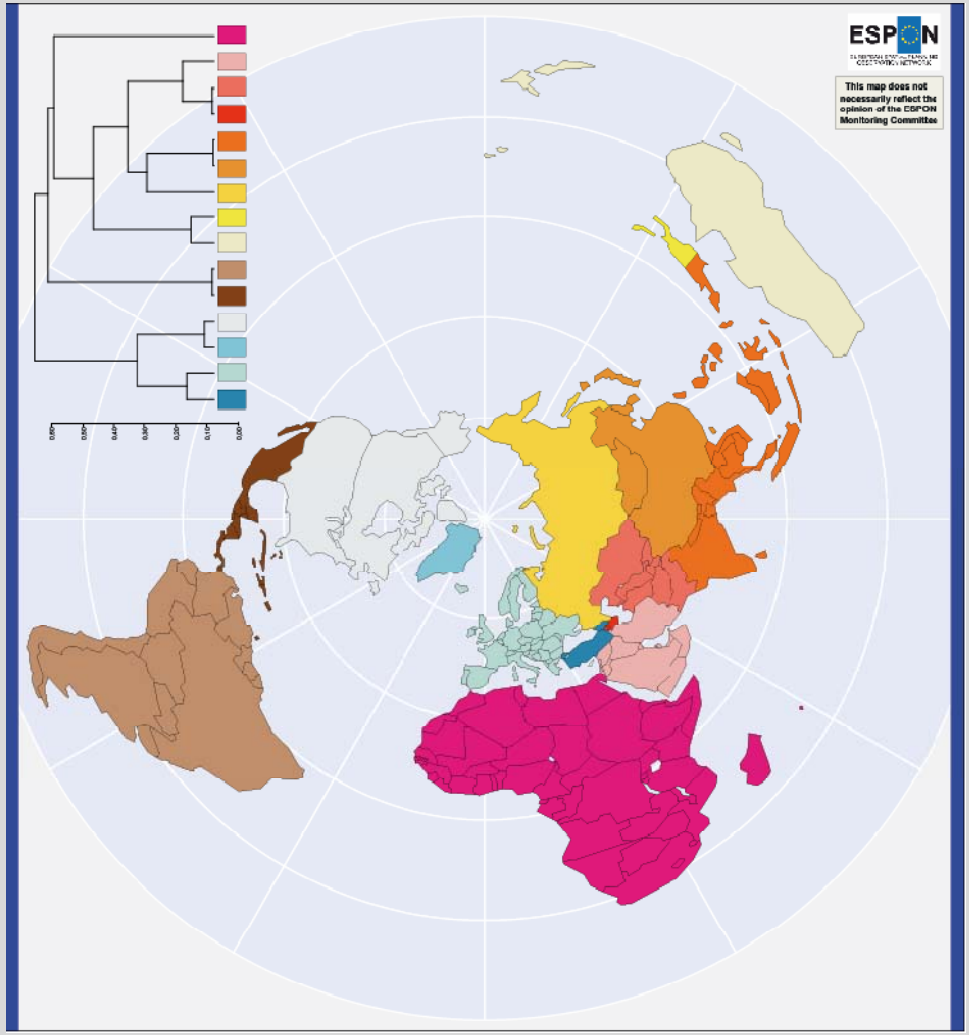

Thank you for your attention!

sverker.lindblad@enterprise.ministry.se